

Emergency Housing SNGs | Apr 2023 |

Emergency housing is short-term accommodation (usually in motels) for individuals who have an urgent need because they are unable to remain in their usual place of residence. It is funded through Special Needs Grants that clients apply for when they cannot access accommodation and we have explored all the other options available to them. Grants can cover between one and 21 nights of accommodation at a time.

Amount granted
Apr 2023

\$26.2M

\$3M less than last month

Monthly Emergency Housing Special Needs Grants

7,752

1,443 less than last month

Households in emergency housing as at 30 April

3,396

21 fewer than last month

Adults in emergency housing as at 30 Apr

3,777

27 fewer than last month

Children in emergency housing as at 30 Apr

3,393

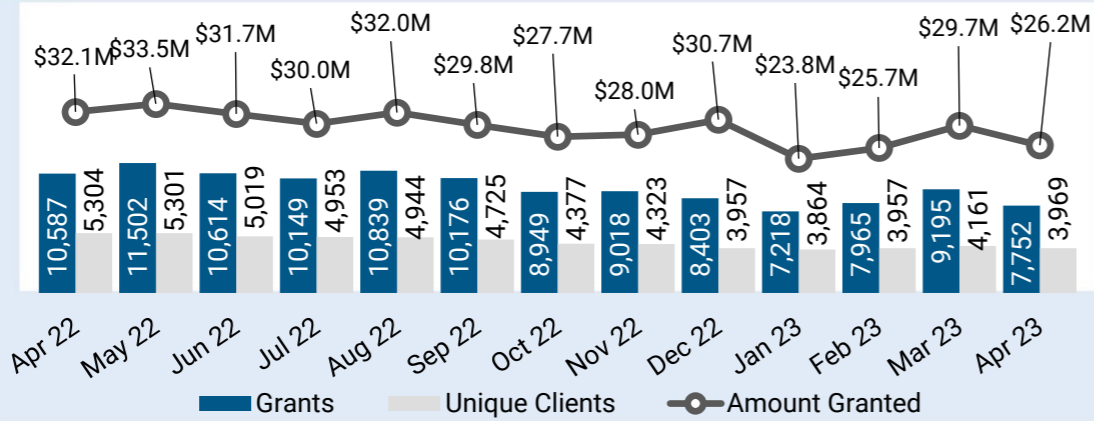
36 more than last month

Note: Households living in Contracted Emergency Housing (CEH) in Rotorua are not included in this reporting. The new model is being piloted in Rotorua. Reporting of the number of households in CEH is currently unavailable.

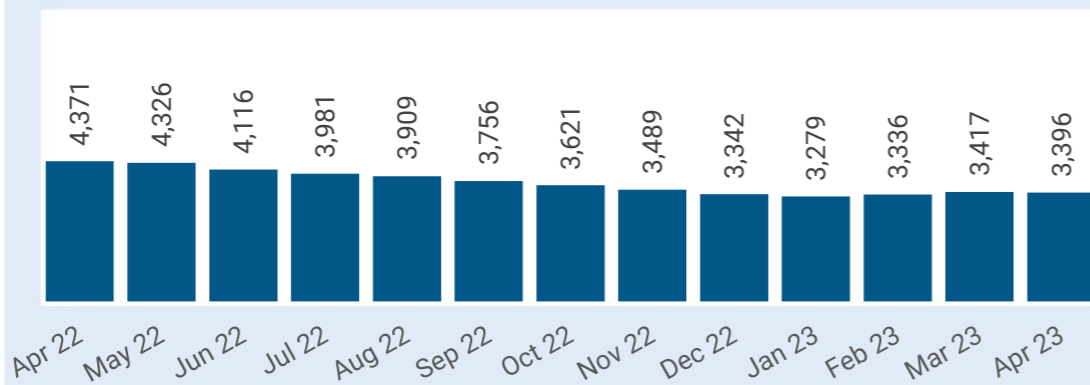
Random rounding has been applied to these figures. Figures in tables may not add up to the total due to random rounding.

Emergency housing – over the month and historic numbers

1 Grants/clients/amount granted over each month



2 Number of households in emergency housing – as at the end of each month



Commentary

The number of Emergency Housing Special Needs Grants (EH-SNGs) has decreased by more than 1,400 since last month.

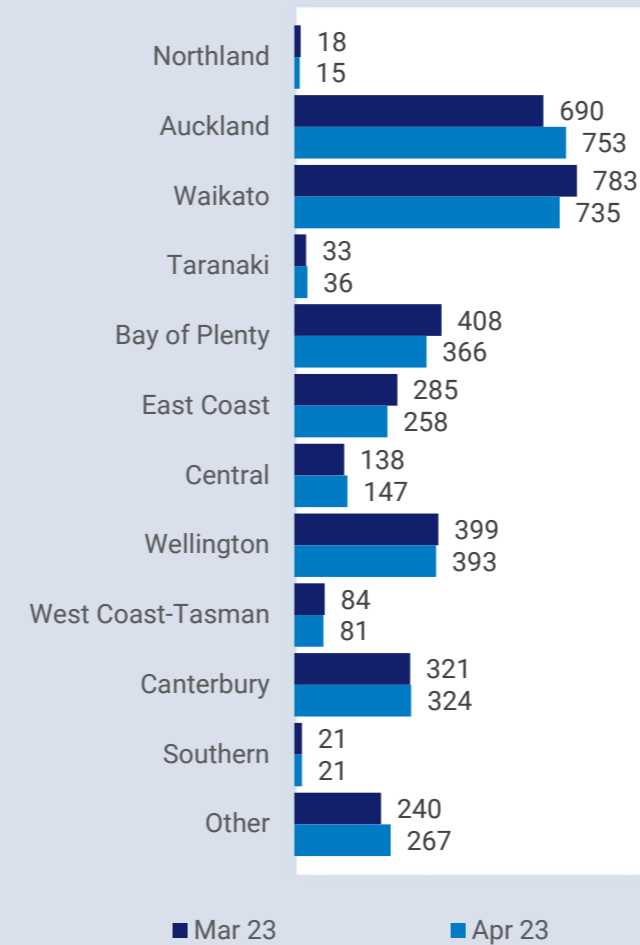
There was \$3 million less granted during April than for March. This monthly decrease is consistent with seasonal trends from the previous years, which saw small peaks in the number of clients and grants in March before a reduction again in April (due to fewer working days in April).

Since April 2022, the number of households in emergency housing as at the end of the month, trended down for 10 consecutive months. March 2023 saw the second increase in the number of households in emergency housing since January 2023. April 2023 saw a reduction back to February 2023 levels.

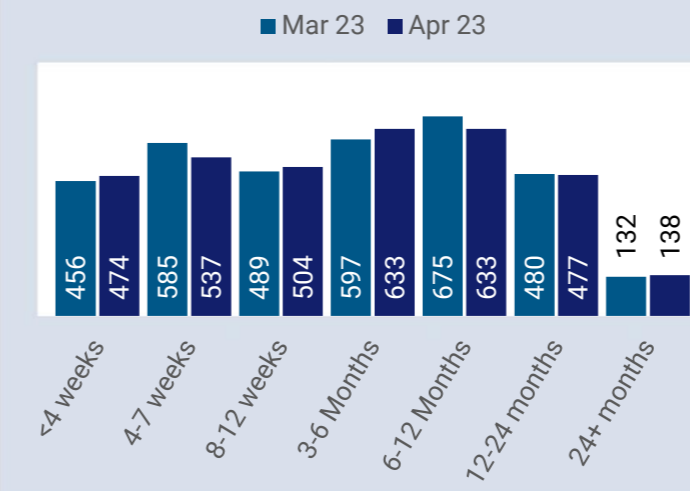
The Waikato, Bay of Plenty and East Coast regions contributed to most of this decrease in April 2023.

Emergency housing – at the end of the month

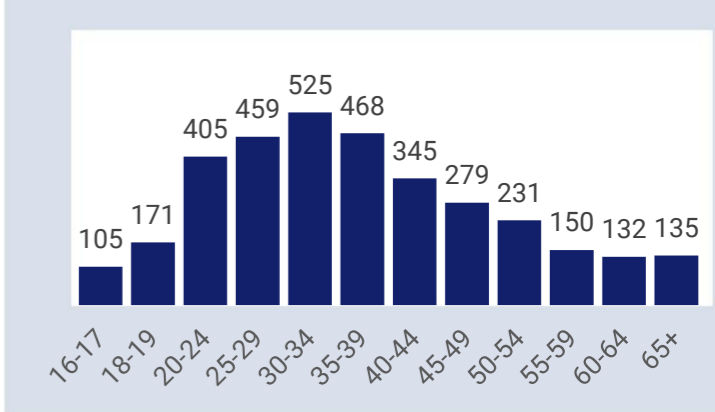
3 Households in emergency housing by MSD region – as at end of the month



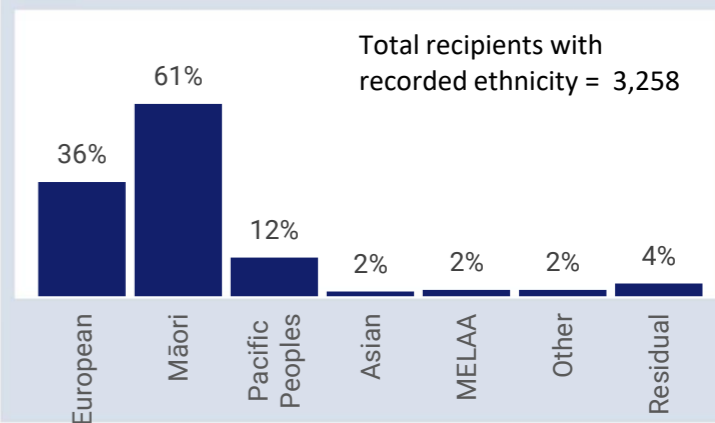
4 Households by duration in emergency housing – as at end of the month



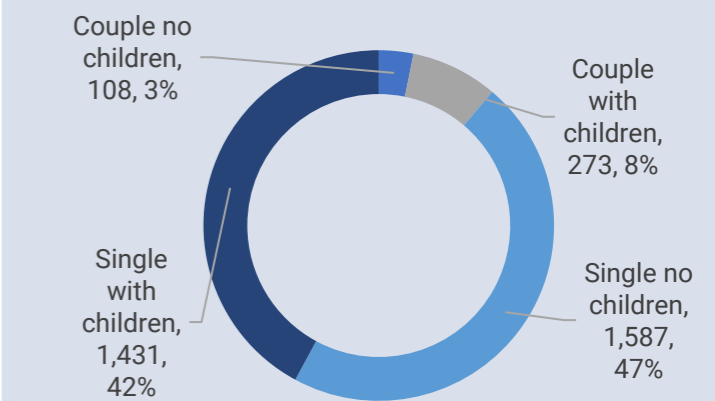
5 Age distribution of primary applicants in emergency housing – as at end of the month



6 Ethnicity* of primary applicant in emergency housing – as at end of the month



7 Household composition – as at end of the month



Public Housing Register | 30 Apr 2023

The Public Housing Register is a non-time bound list of all applicants eligible to be placed in public housing. Applicants complete a public housing assessment which determines eligibility and priority for public housing against an agreed set of criteria, which is then used to assist the public housing provider in matching to the most appropriate property.

As at 30 Apr 2023

Housing Register

24,438

357 more than last month

Transfer Register*

5,097

21 more than last month

Public Housing Register

29,535

381 more than last month

New applications that entered the Public Housing Register

1,521

252 fewer than last month

Housed in public housing

501

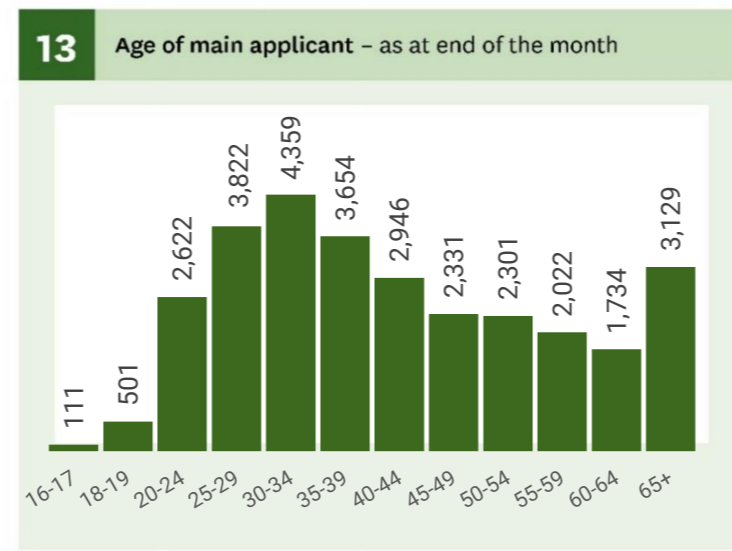
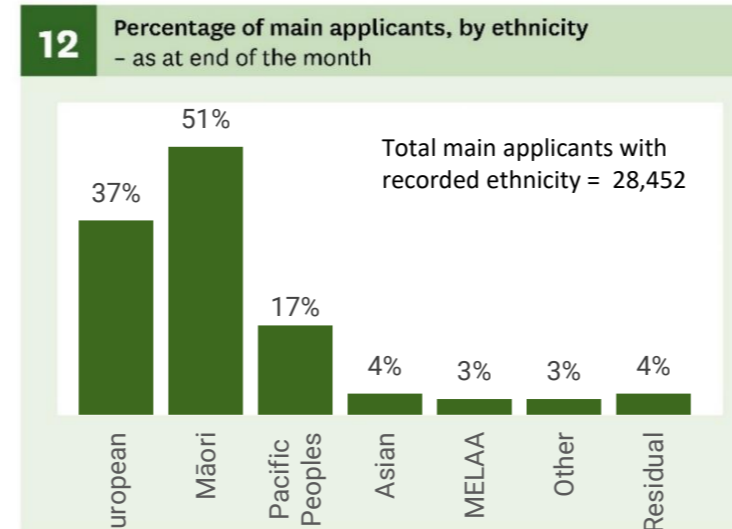
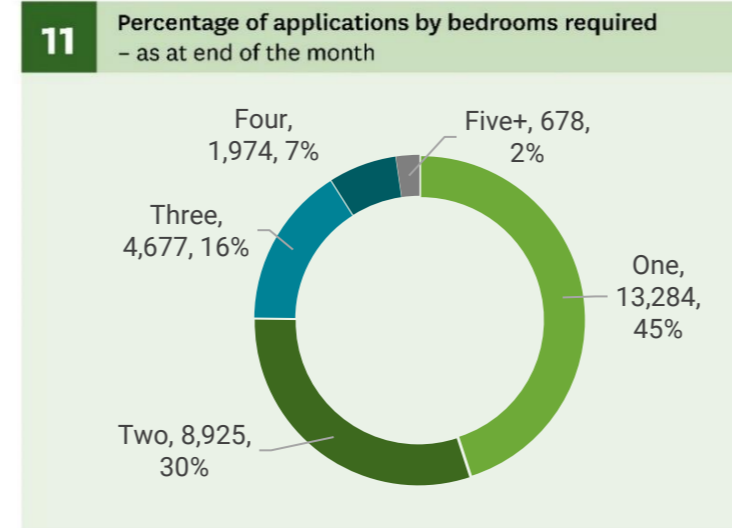
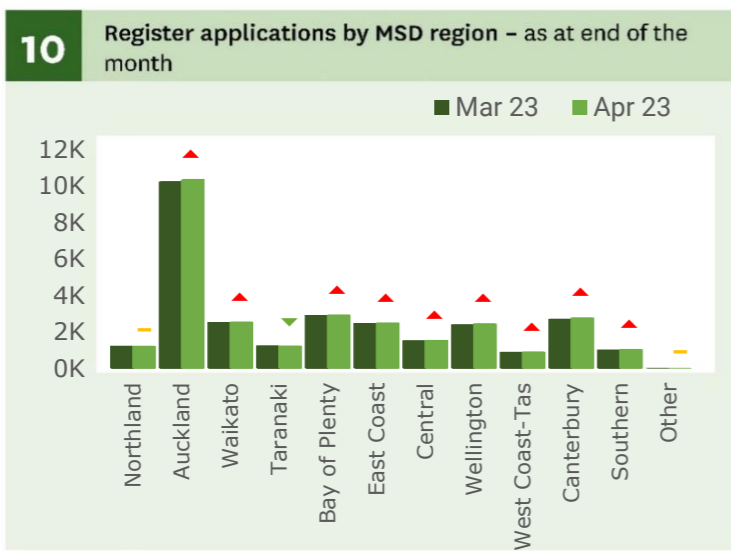
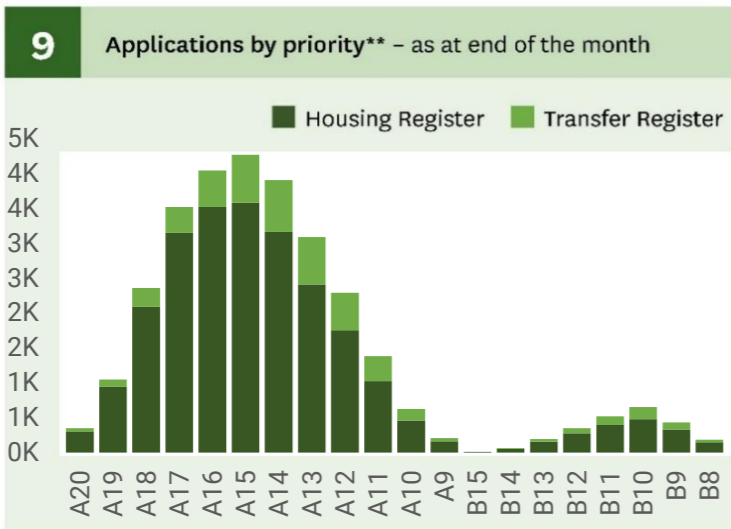
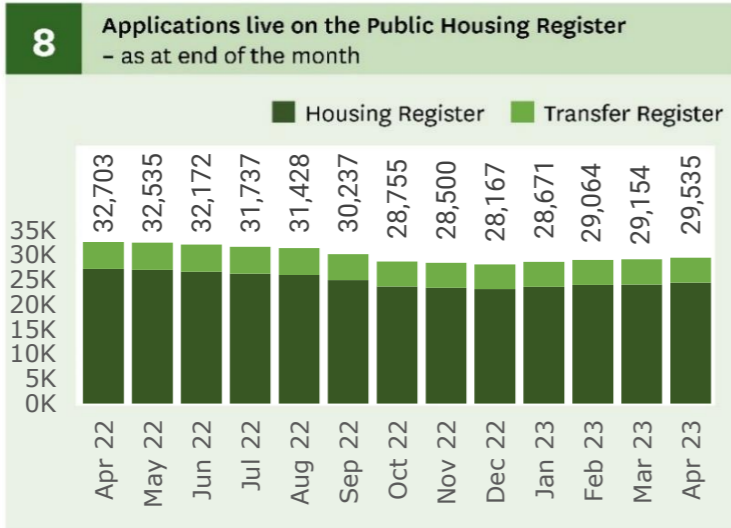
15 fewer than last month

*People who already live in public housing, but have applied and are eligible to transfer to another property are placed on the Transfer Register.

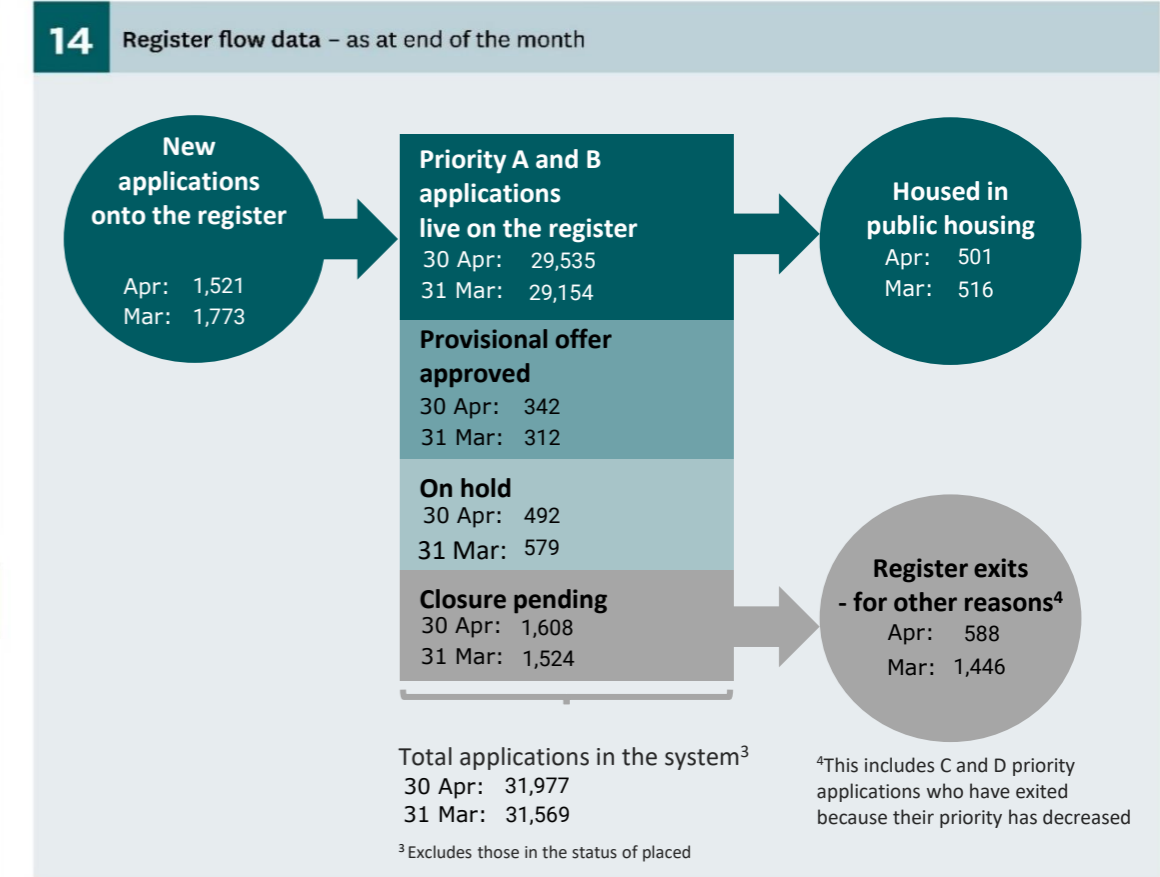
**Graph 9 - Info on the SAS criteria used to determine eligibility and priority can be found here: www.workandincome.govt.nz/map/social-housing/assessment-of-eligibility/index.html

Random Rounding has been applied to these figures. Figures in tables may not add up to the total due to random rounding.

Public Housing Register numbers



Public Housing Register flow



Commentary

The number of Public Housing Register applications has increased for the third consecutive month, up by 381 (1.3 percent) to 29,535 at the end of April 2023. Most regions had an increase in applications.

There were 252 fewer new applications in April 2023 than in March 2023 and 15 fewer applications housed. These decreases follow usual seasonal trends at this time of year, as public holidays reduce the number of working days in the month, leading to reduced movement within the system.

³MSD reports total response ethnicity. This means if a person identifies with more than one ethnic group, they are counted in each applicable group and the sum of responses for all ethnic groups may exceed 100%. For more information www.msd.govt.nz/about-msd-and-our-work/tools/how-we-report-ethnicity.html. Note, MELAA refers to Middle Eastern, Latin American, and African.