

Emergency Housing SNGs | Jun 2023

Emergency housing is short-term accommodation (usually in motels) for individuals who have an urgent need because they are unable to remain in their usual place of residence. It is funded through Special Needs Grants that clients apply for when they cannot access accommodation and we have explored all the other options available to them. Grants can cover between one and 21 nights of accommodation at a time.



Amount granted
Jun 2023

\$29.7M

\$2M less than last month

Monthly Emergency
Housing Special
Needs Grants

8,874

903 less than last month

Households in
emergency housing
as at 30 June

3,510

42 fewer than last month

Adults in emergency
housing as at 30 Jun

3,900

27 fewer than last month

Children in emergency
housing as at 30 Jun

3,498

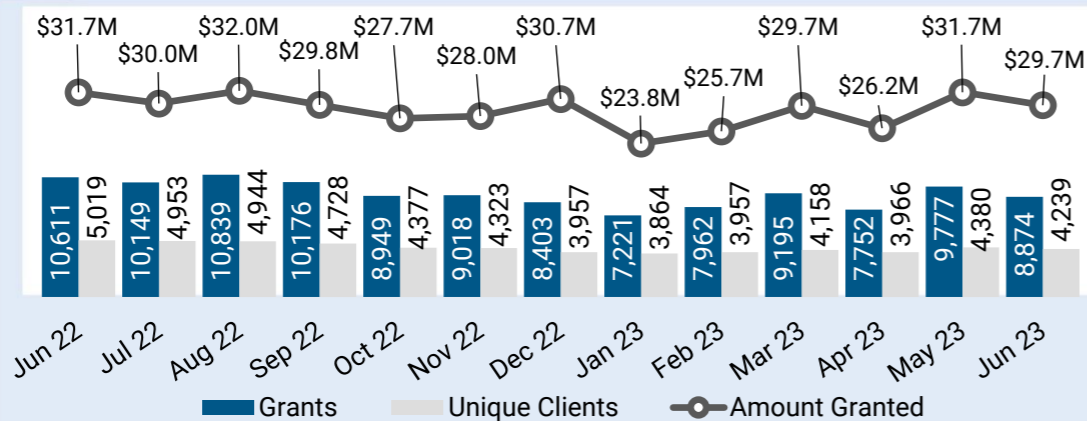
30 fewer than last month

Note: Households living in Contracted Emergency Housing (CEH) in Rotorua are not included in this reporting. The new model is being piloted in Rotorua. Reporting of the number of households in CEH is currently unavailable.

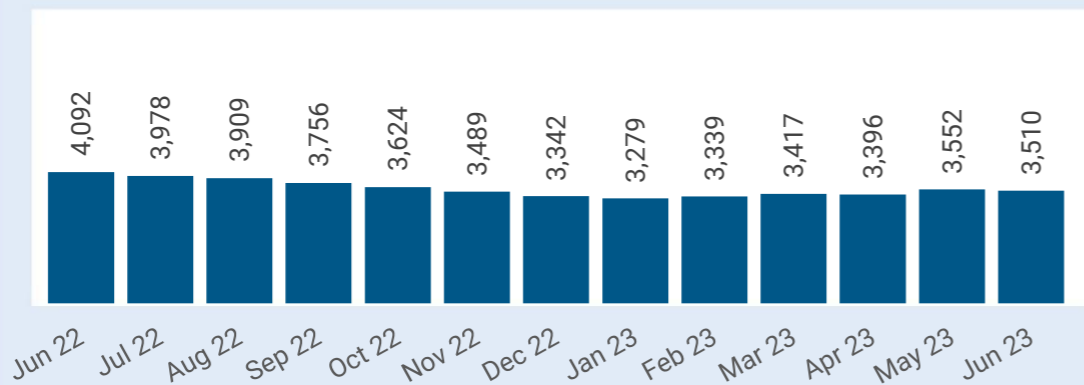
Random rounding has been applied to these figures. Figures in tables may not add up to the total due to random rounding.

Emergency housing – over the month and historic numbers

1 Grants/clients/amount granted over each month



2 Number of households in emergency housing – as at the end of each month



Commentary

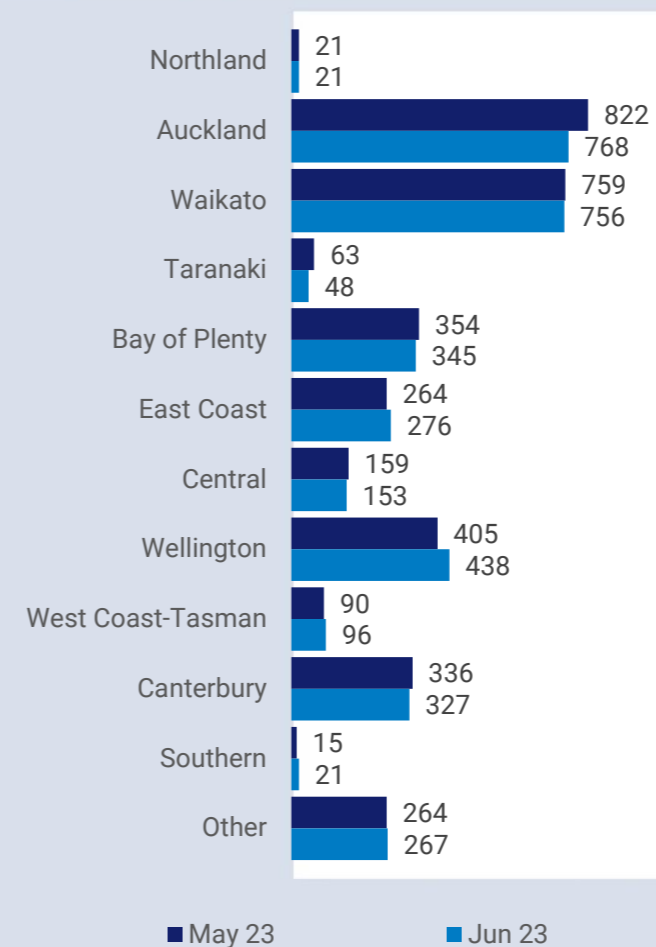
The number of Emergency Housing Special Needs Grants (EH-SNGs) decreased by 903 from last month (a 9.2 percent decrease). There was \$2 million less granted during June 2023 than for May 2023 (a 6.3 percent decrease). This decrease follows a large increase in grants for May 2023.

The number of households in emergency housing at the end of June also decreased from May by 42 households (1.2 percent). The Auckland, Taranaki and Bay of Plenty regions were the primary drivers of this decrease (a decrease of 79 households for these three regions together).

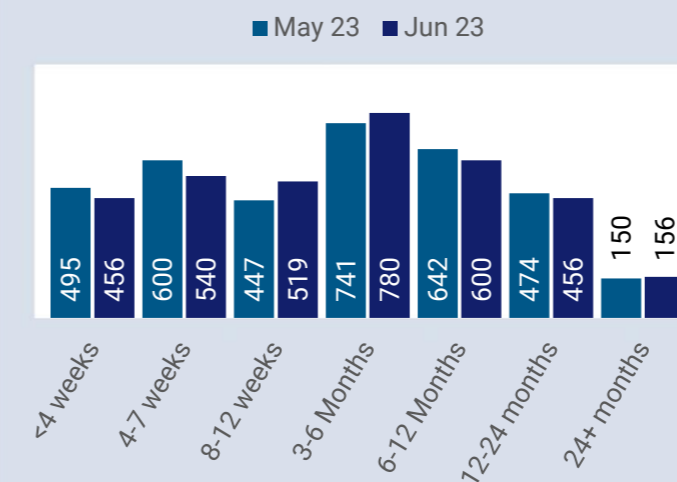
This decrease can be mostly attributed to increased outflows from emergency housing into other types of accommodation - transitional housing and private rentals (due to increased housing broker outcomes).

Emergency housing – at the end of the month

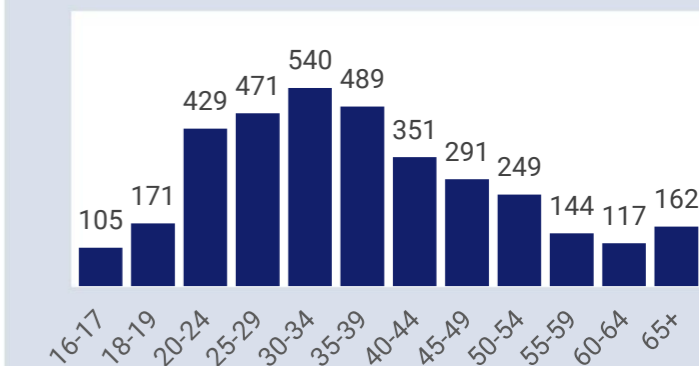
3 Households in emergency housing by MSD region – as at end of the month



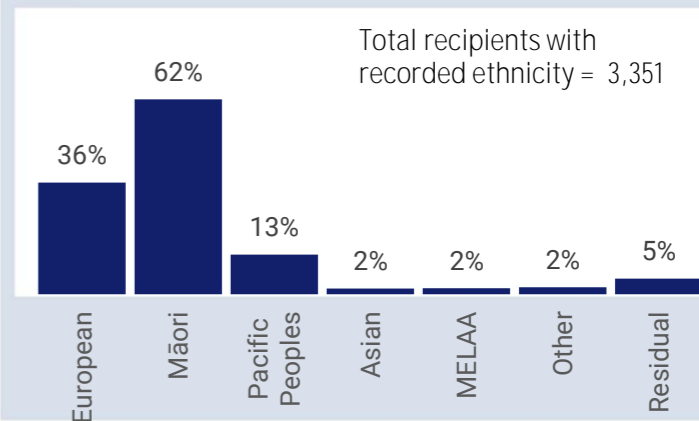
4 Households by duration in emergency housing – as at end of the month



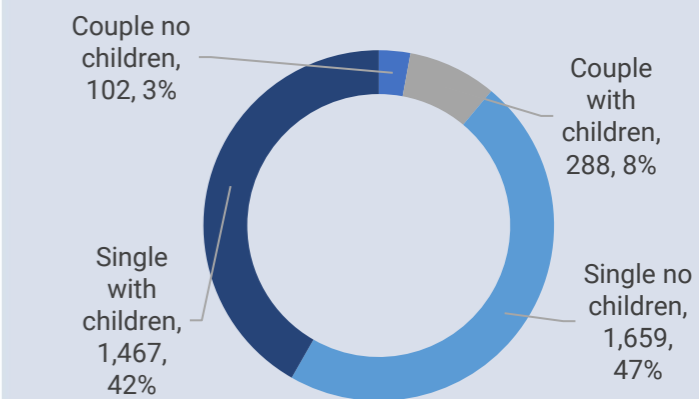
5 Age distribution of primary applicants in emergency housing – as at end of the month



6 Ethnicity* of primary applicant in emergency housing – as at end of the month



7 Household composition – as at end of the month



Public Housing Register | 30 Jun 2023

The Public Housing Register is a non-time bound list of all applicants eligible to be placed in public housing. Applicants complete a public housing assessment which determines eligibility and priority for public housing against an agreed set of criteria, which is then used to assist the public housing provider in matching to the most appropriate property.



As at 30 Jun 2023

Housing Register

24,717

120 fewer than last month

Transfer Register*

5,028

87 fewer than last month

Public Housing Register

29,745

207 fewer than last month

New applications that entered the Public Housing Register

1,983

237 fewer than last month

Housed in public housing

648

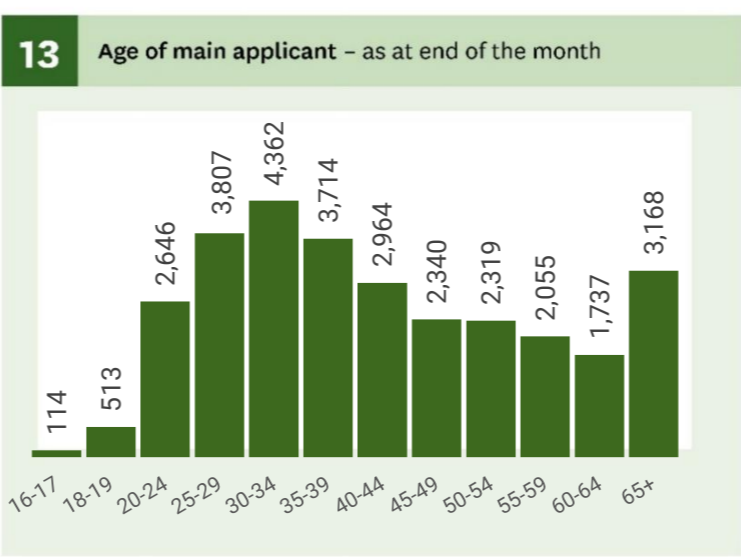
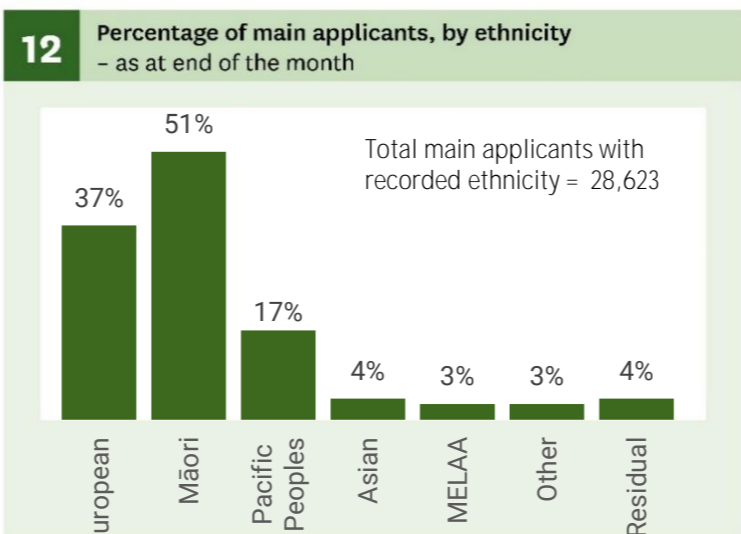
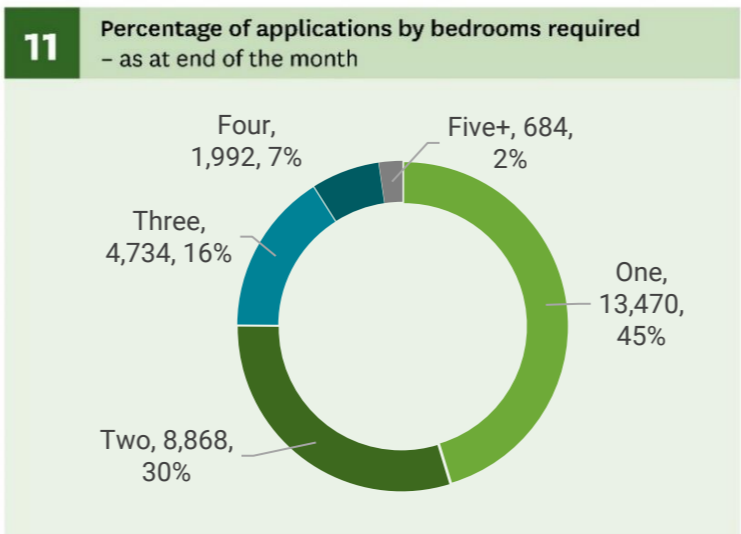
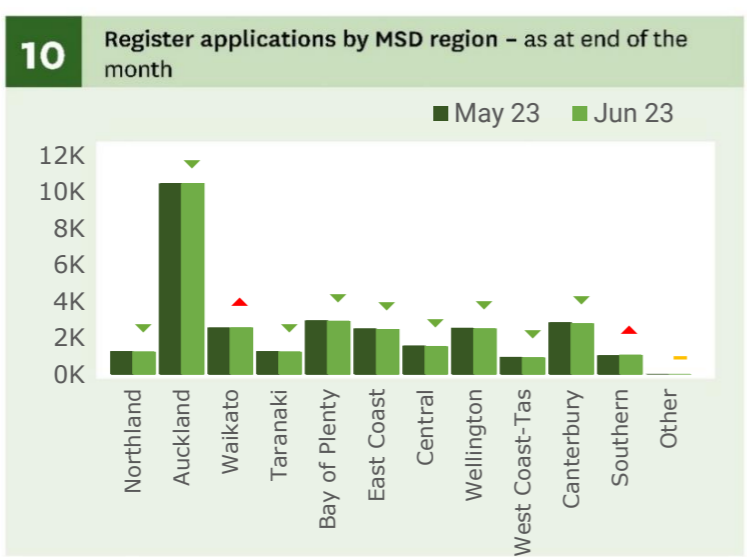
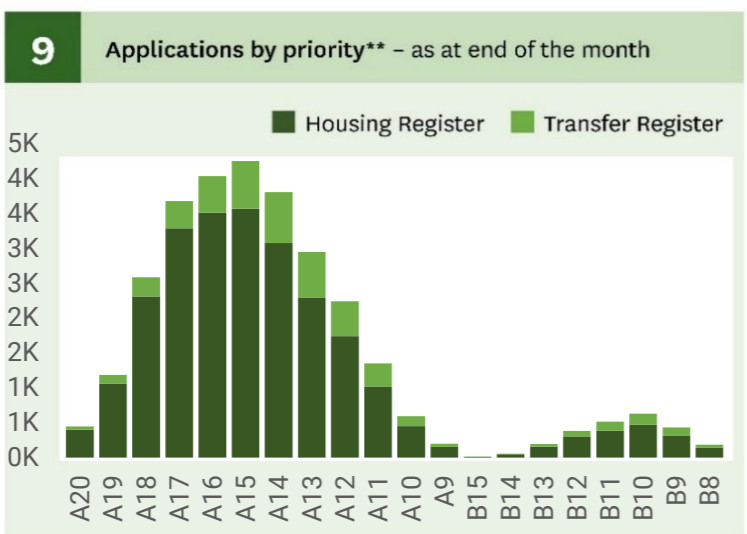
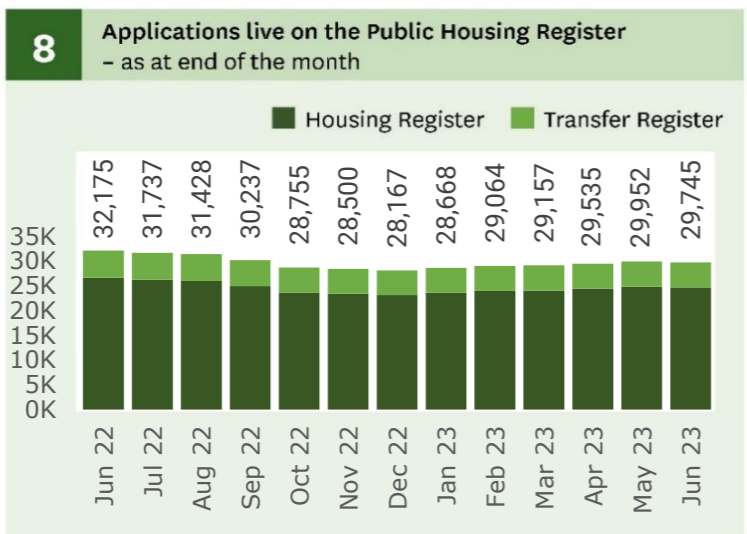
36 more than last month

*People who already live in public housing, but have applied and are eligible to transfer to another property are placed on the Transfer Register.

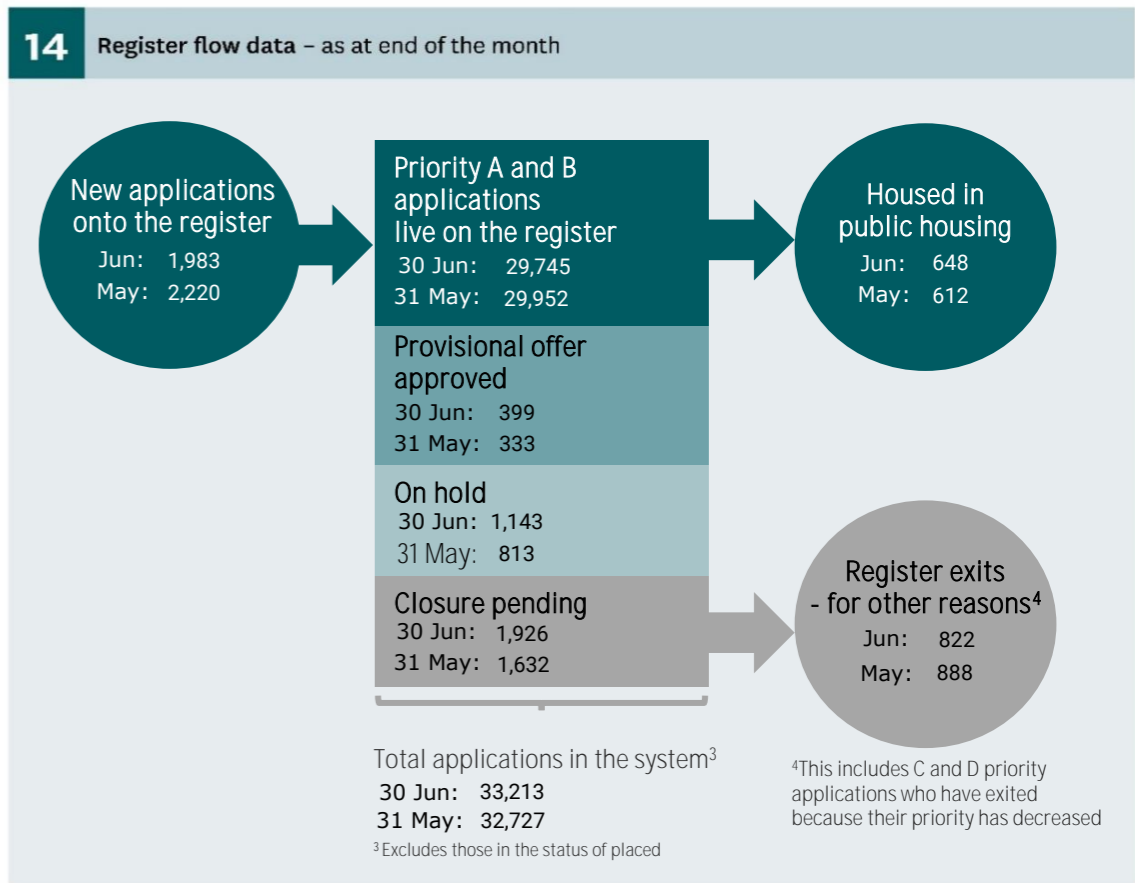
**Graph 9 - Info on the SAS criteria used to determine eligibility and priority can be found here: www.workandincome.govt.nz/map/social-housing/assessment-of-eligibility/index.html

Random Rounding has been applied to these figures. Figures in tables may not add up to the total due to random rounding.

Public Housing Register numbers



Public Housing Register flow



Commentary

The number of Public Housing Register applications decreased slightly this month, down by 207 (0.7 percent) to 29,745 at the end of June 2023.

There were 237 fewer new applications in June 2023 than in May 2023 (a decrease of 10.6 percent) and 36 more applications housed (up 5.8 percent). All regions except Waikato and Southern saw an decrease in applications.

³MSD reports total response ethnicity. This means if a person identifies with more than one ethnic group, they are counted in each applicable group and the sum of responses for all ethnic groups may exceed 100%. For more information www.msd.govt.nz/about-msd-and-our-work/tools/how-we-report-ethnicity.html. Note, MELAA refers to Middle Eastern, Latin American, and African.