

# Emergency Housing SNGs | Feb 2024 |

Emergency housing is short-term accommodation (usually in motels) for individuals who have an urgent need because they are unable to remain in their usual place of residence. It is funded through Special Needs Grants that clients apply for when they cannot access accommodation and we have explored all the other options available to them. Grants can cover between one and 21 nights of accommodation at a time.



Amount granted  
Feb 2024

**\$24.4M**

\$0.2M less than last month

Monthly Emergency Housing Special Needs Grants

**6,858**

96 more than last month

Households in emergency housing as at 29 February

**2,874**

6 fewer than last month

Adults in emergency housing as at 29 Feb

**3,261**

18 fewer than last month

Children in emergency housing as at 29 Feb

**3,210**

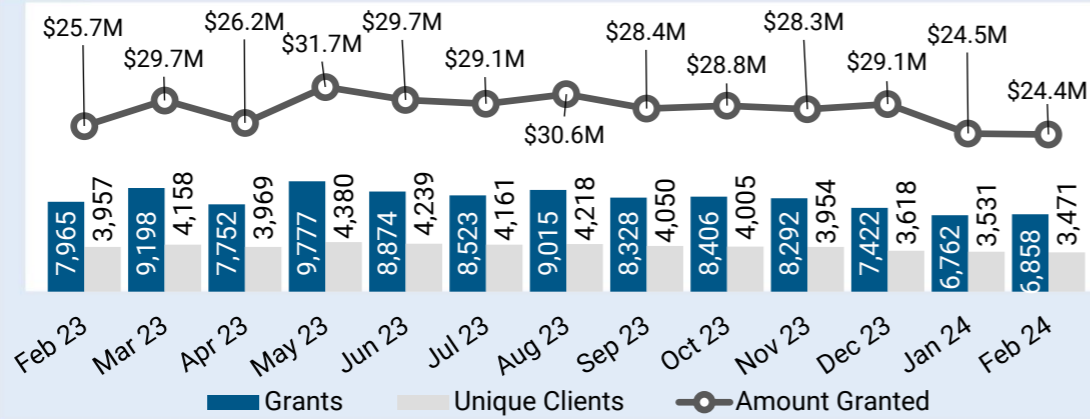
9 fewer than last month

**Note:** Households living in Contracted Emergency Housing (CEH) in Rotorua are not included in this reporting. The new model is being piloted in Rotorua. Reporting of the number of households in CEH is currently unavailable.

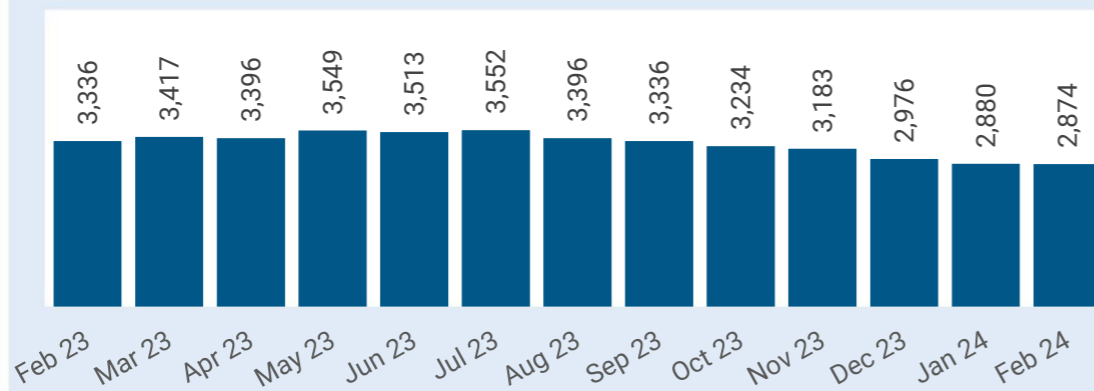
**Random rounding** has been applied to these figures. Figures in tables may not add up to the total due to random rounding.

## Emergency housing – over the month and historic numbers

1 Grants/clients/amount granted over each month



2 Number of households in emergency housing – as at the end of each month



## Commentary

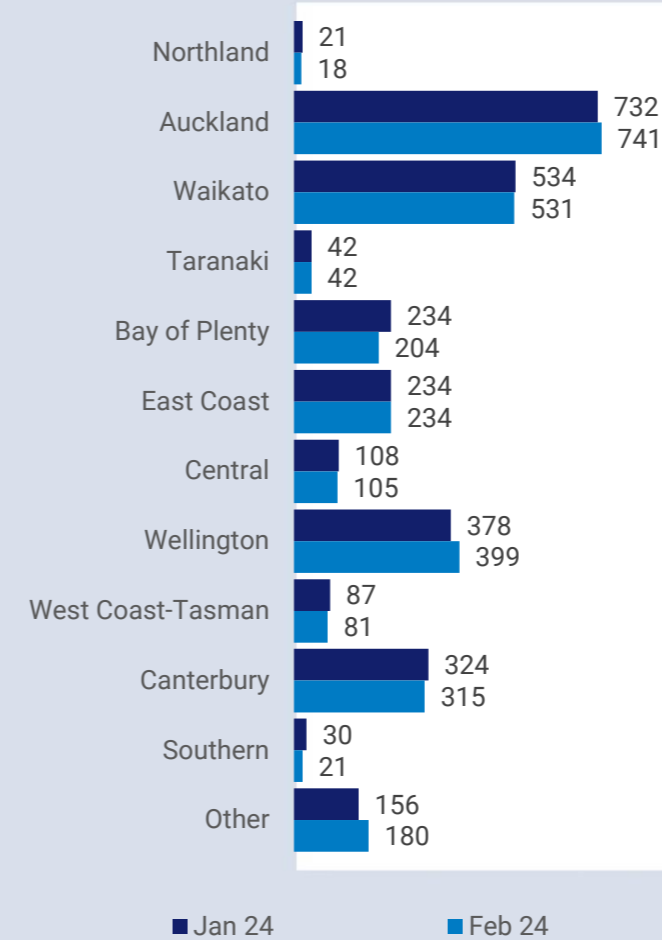
The number of households in emergency housing has continued to decrease for the seventh consecutive month to 2,874 at the end of February 2024, down by 6 compared to last month. The number of households in emergency housing in February is the lowest it has been since April 2020.

The number of Emergency Housing Special Needs Grants (EH-SNGs) has decreased by 96 last month (1%). Most regions saw a decrease, except Wellington and Auckland, up by 21 and 9 households respectively.

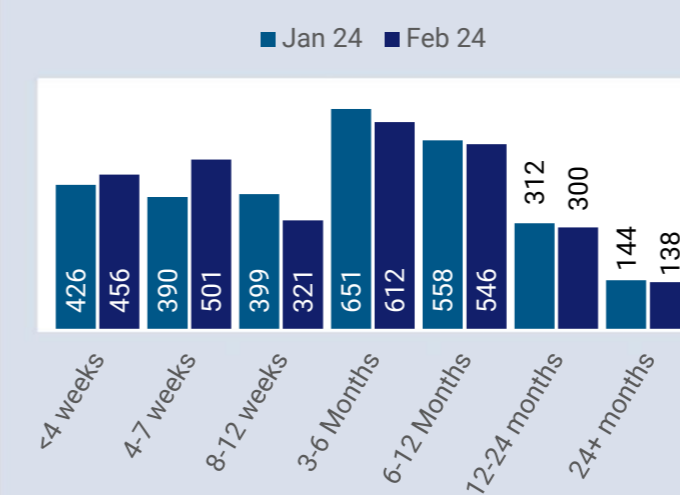
There was \$0.2 million less and 96 more EH-SNGs granted during February 2024 compared to January 2024. This increase in grants during February is a consistent seasonal trend since 2019.

## Emergency housing – at the end of the month

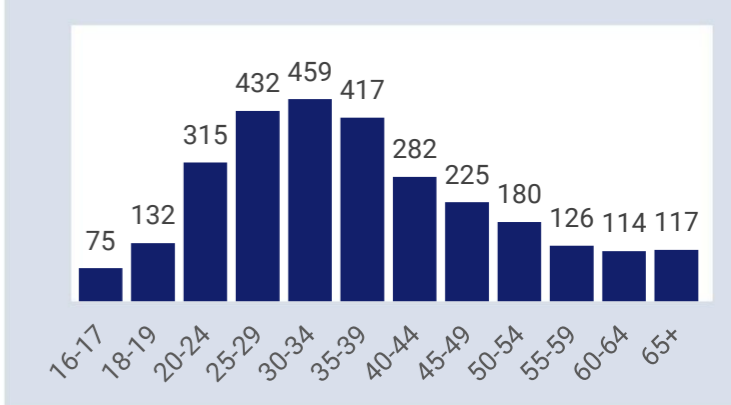
3 Households in emergency housing by MSD region – as at end of the month



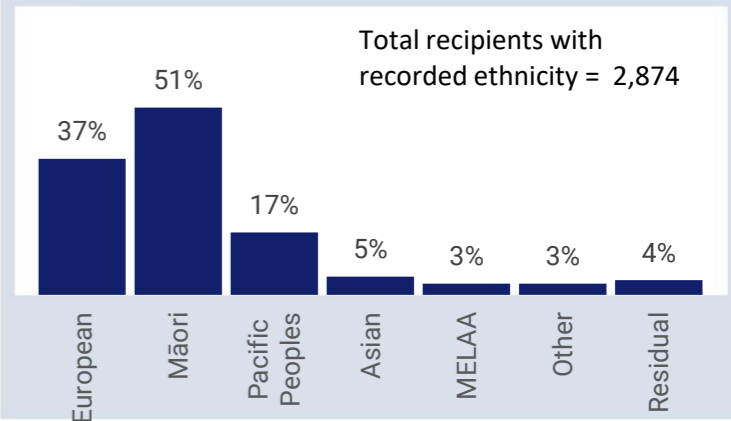
4 Households by duration in emergency housing – as at end of the month



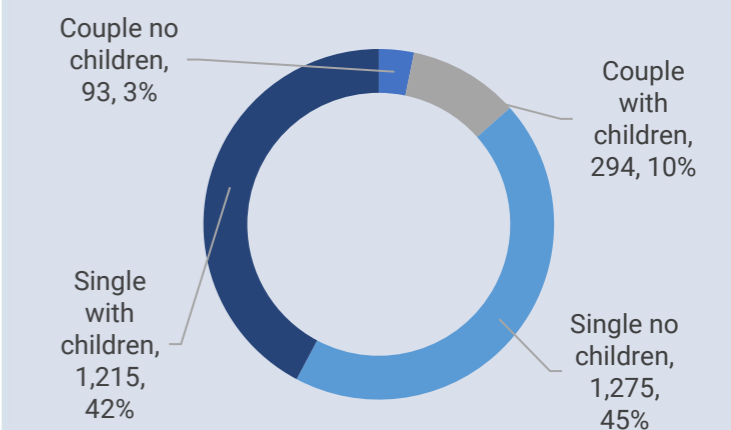
5 Age distribution of primary applicants in emergency housing – as at end of the month



6 Ethnicity\* of primary applicant in emergency housing – as at end of the month



7 Household composition – as at end of the month



# Public Housing Register | 29 Feb 2024

The Public Housing Register is a non-time bound list of all applicants eligible to be placed in public housing. Applicants complete a public housing assessment which determines eligibility and priority for public housing against an agreed set of criteria, which is then used to assist the public housing provider in matching to the most appropriate property.



As at 29 Feb 2024

Housing Register

**25,743**

153 more than last month

Transfer Register\*

**5,166**

33 more than last month

Public Housing Register

**30,909**

189 more than last month

New applications that entered the Public Housing Register

**2,052**

288 more than last month

Housed in public housing

**873**

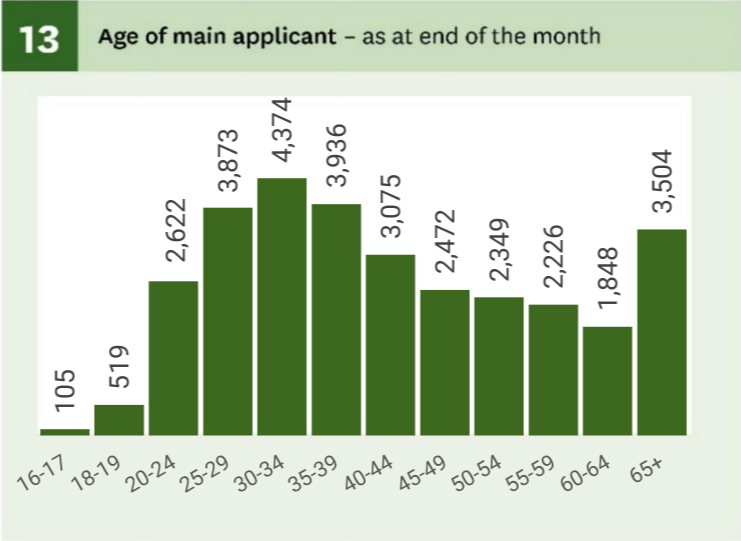
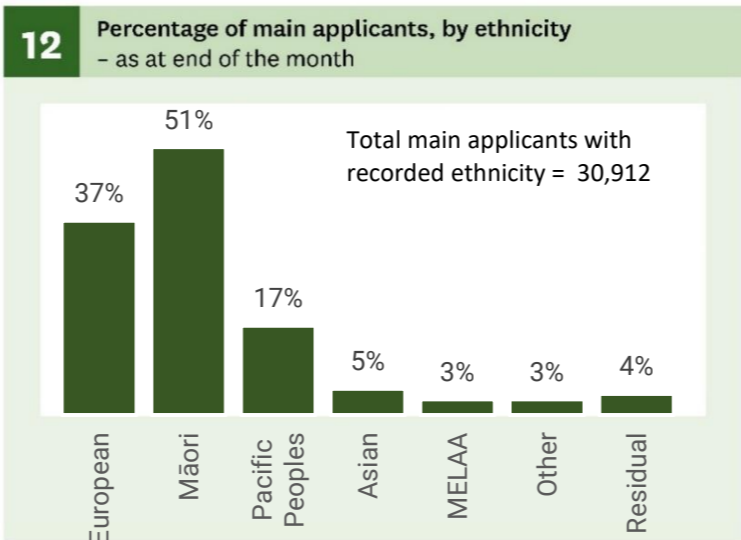
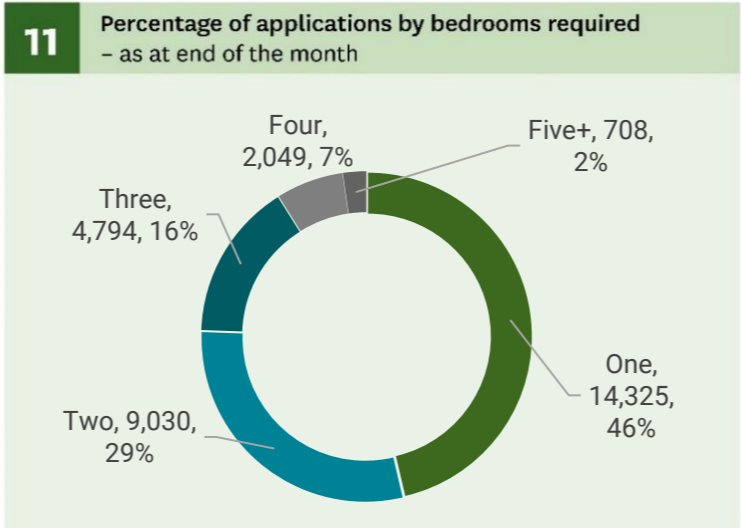
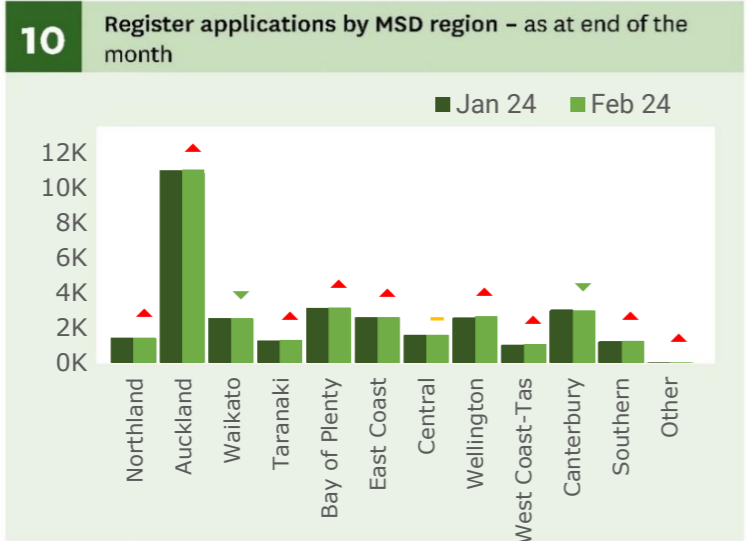
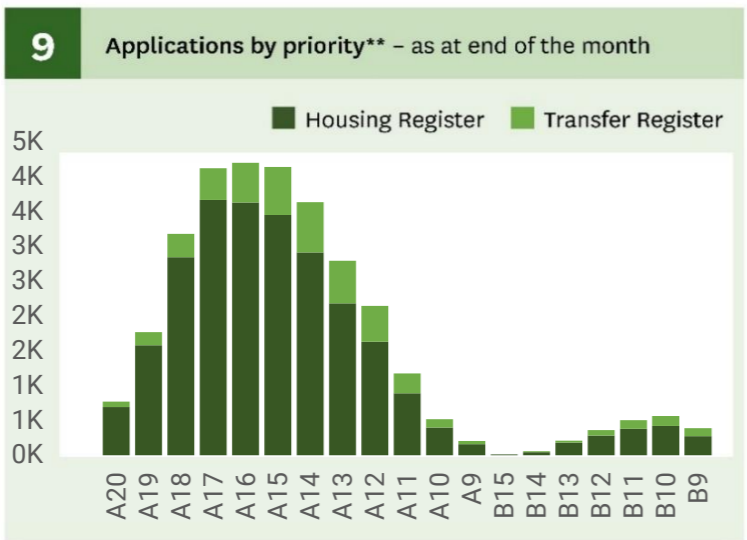
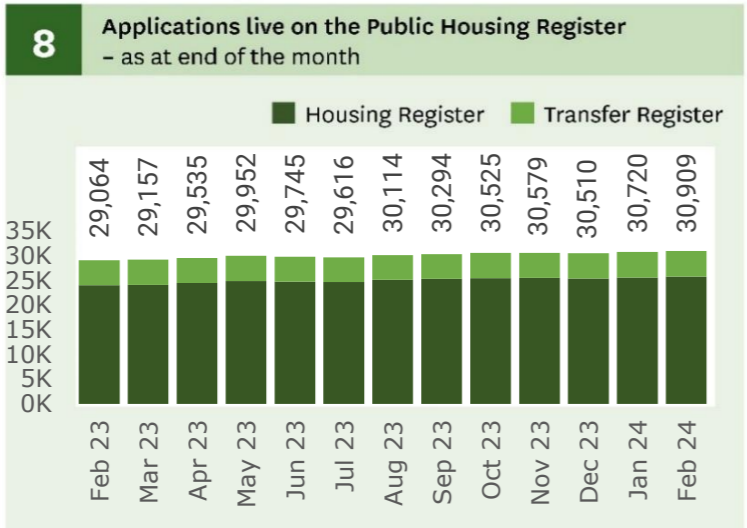
198 more than last month

\*People who already live in public housing, but have applied and are eligible to transfer to another property are placed on the Transfer Register.

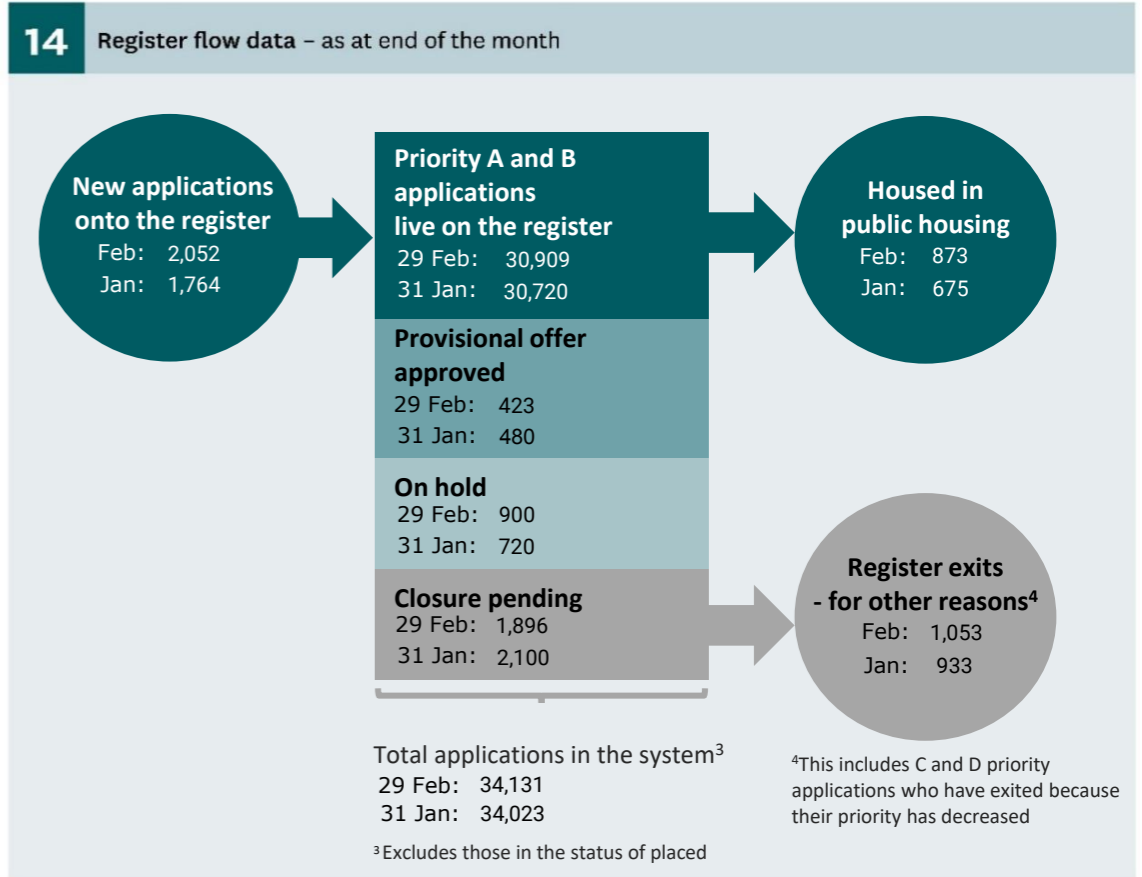
\*\*Graph 9 - Info on the SAS criteria used to determine eligibility and priority can be found here: [www.workandincome.govt.nz/map/social-housing/assessment-of-eligibility/index.html](http://www.workandincome.govt.nz/map/social-housing/assessment-of-eligibility/index.html)

Random Rounding has been applied to these figures. Figures in tables may not add up to the total due to random rounding.

## Public Housing Register numbers



## Public Housing Register flow



### Commentary

The number of Public Housing Register applications has increased by 189 (0.6 percent) to 30,909 at the end of February 2024.

This increase is potentially due to more new applications (up 288) in February compared to January 2024. Most regions saw an increase in the number of Public Housing Register applications, except Canterbury and Waikato, down by 54 and 6 respectively.

Of the 873 applicants who were housed, 405 (46 percent) were households with children, 85 more than January 2024.

<sup>1</sup>MSD reports total response ethnicity. This means if a person identifies with more than one ethnic group, they are counted in each applicable group and the sum of responses for all ethnic groups may exceed 100%. For more information [www.msd.govt.nz/about-msd-and-our-work/tools/how-we-report-ethnicity.html](http://www.msd.govt.nz/about-msd-and-our-work/tools/how-we-report-ethnicity.html). Note, MELAA refers to Middle Eastern, Latin American, and African.