

# Emergency Housing SNGs | Jan 2024 |

Emergency housing is short-term accommodation (usually in motels) for individuals who have an urgent need because they are unable to remain in their usual place of residence. It is funded through Special Needs Grants that clients apply for when they cannot access accommodation and we have explored all the other options available to them. Grants can cover between one and 21 nights of accommodation at a time.



Amount granted  
Jan 2024

**\$24.5M**

\$4.5M less than last month

Monthly Emergency Housing Special Needs Grants

**6,762**

657 less than last month

Households in emergency housing as at 31 January

**2,880**

99 fewer than last month

Adults in emergency housing as at 31 Jan

**3,279**

93 fewer than last month

Children in emergency housing as at 31 Jan

**3,216**

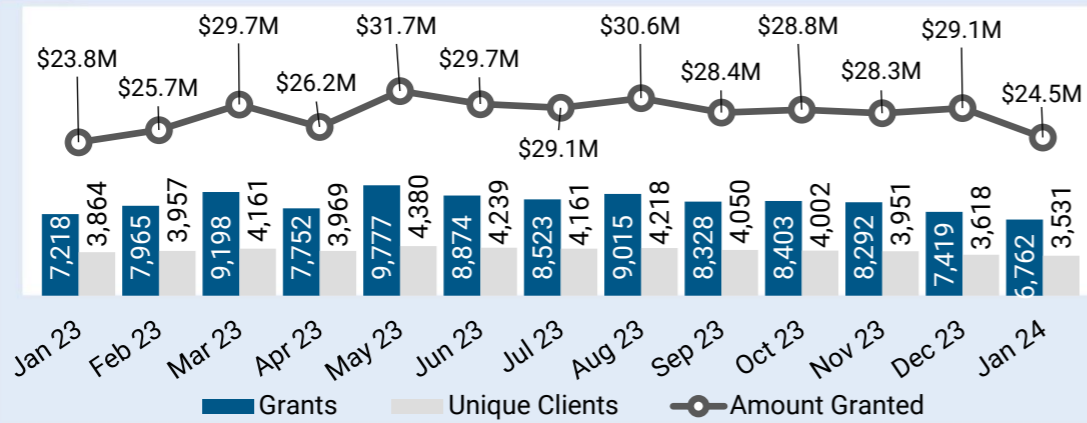
30 more than last month

**Note:** Households living in Contracted Emergency Housing (CEH) in Rotorua are not included in this reporting. The new model is being piloted in Rotorua. Reporting of the number of households in CEH is currently unavailable.

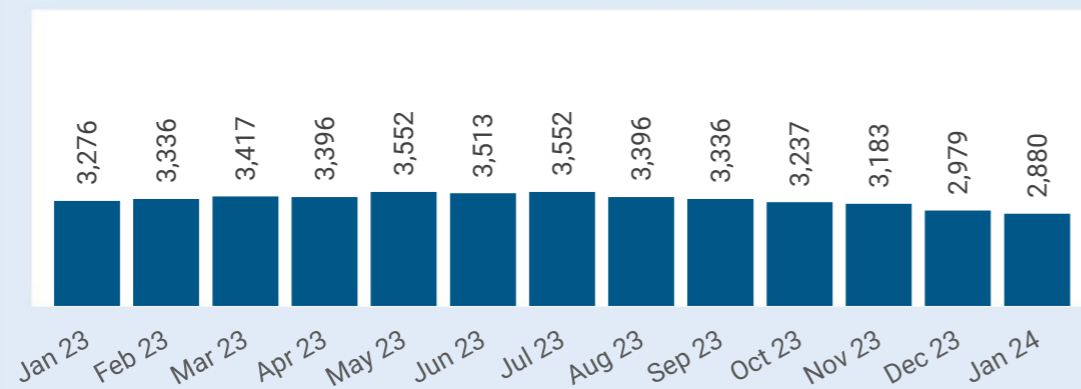
**Random rounding** has been applied to these figures. Figures in tables may not add up to the total due to random rounding.

## Emergency housing – over the month and historic numbers

1 Grants/clients/amount granted over each month



2 Number of households in emergency housing – as at the end of each month



## Commentary

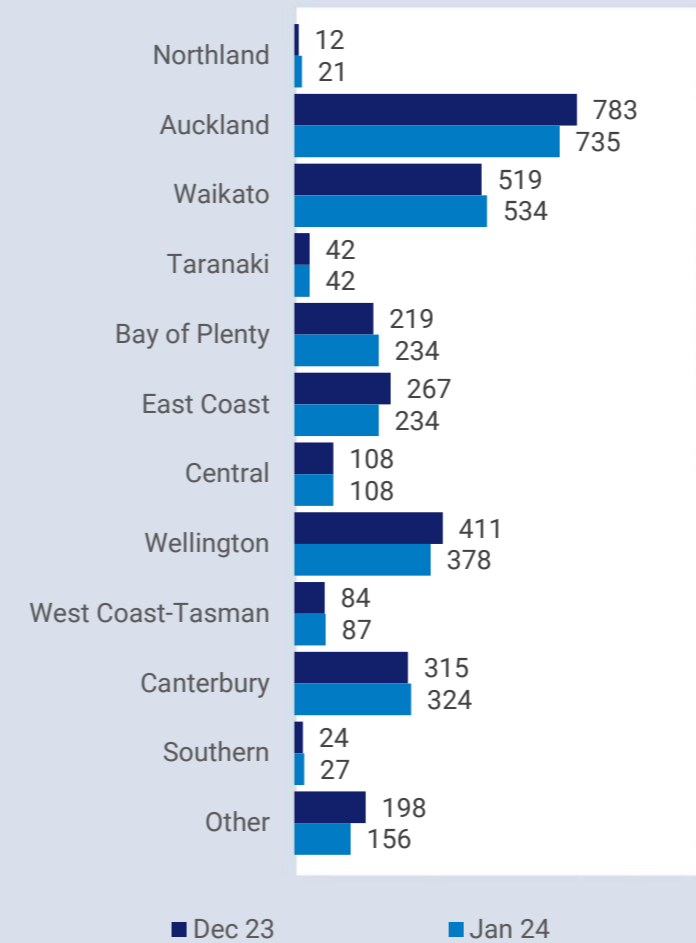
The number of households in emergency housing has continued to decrease for the sixth consecutive month to 2,880 at the end of January 2024, down by 99 (3%) compared to last month. The number of households in emergency housing in January is the lowest it has been since April 2020.

The number of Emergency Housing Special Needs Grants (EH-SNGs) has decreased by 657 last month (9%). East Coast, Wellington and Auckland saw the highest percentage of decrease in household numbers in January 2024 compared to December 2023, at 12, 8 and 6 percent respectively.

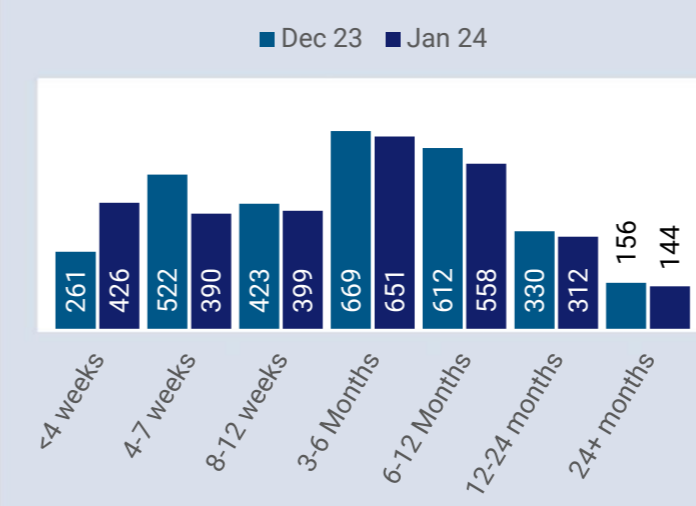
There was \$4.5 million less granted during January 2024 than December 2023. This decrease is a consistent seasonal trend since January 2020.

## Emergency housing – at the end of the month

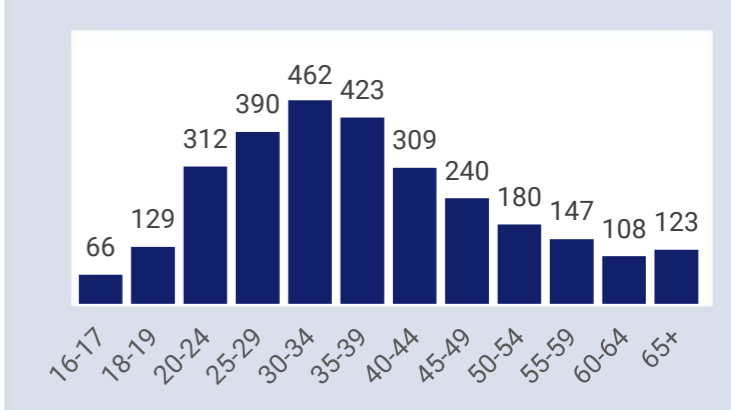
3 Households in emergency housing by MSD region – as at end of the month



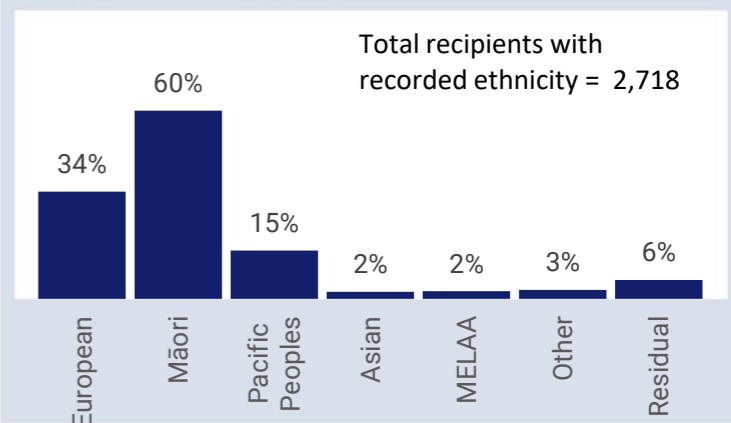
4 Households by duration in emergency housing – as at end of the month



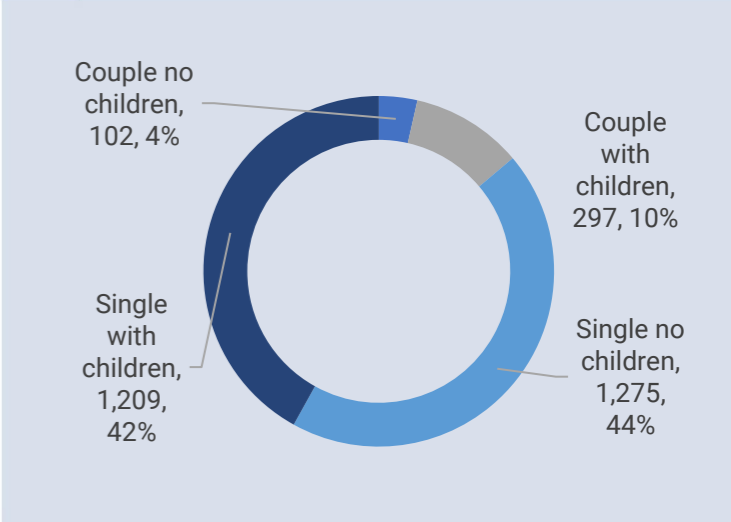
5 Age distribution of primary applicants in emergency housing – as at end of the month



6 Ethnicity\* of primary applicant in emergency housing – as at end of the month



7 Household composition – as at end of the month



# Public Housing Register | 31 Jan 2024 |

The Public Housing Register is a non-time bound list of all applicants eligible to be placed in public housing. Applicants complete a public housing assessment which determines eligibility and priority for public housing against an agreed set of criteria, which is then used to assist the public housing provider in matching to the most appropriate property.



As at 31 Jan 2024

Housing Register

**25,587**

198 more than last month

Transfer Register\*

**5,133**

12 more than last month

Public Housing Register

**30,723**

213 more than last month

New applications that entered the Public Housing Register

**1,761**

258 more than last month

Housed in public housing

**675**

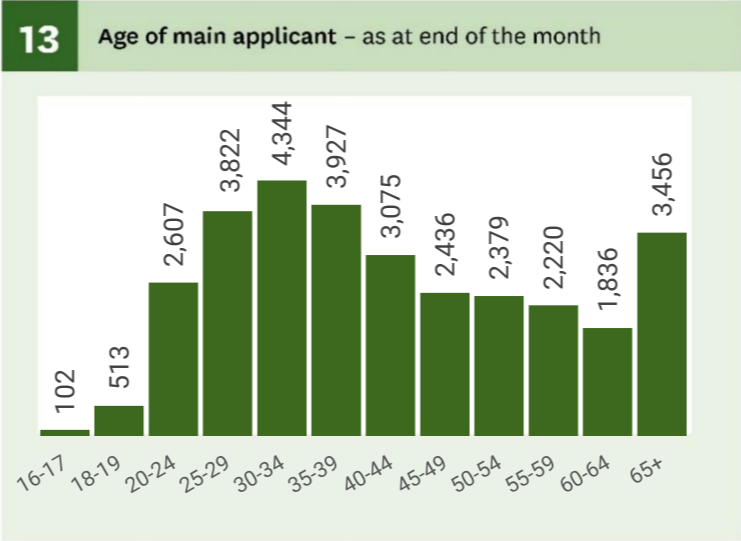
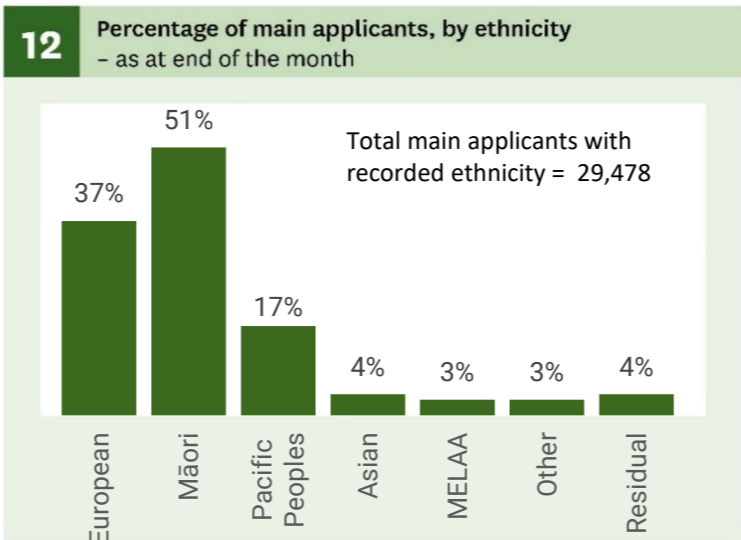
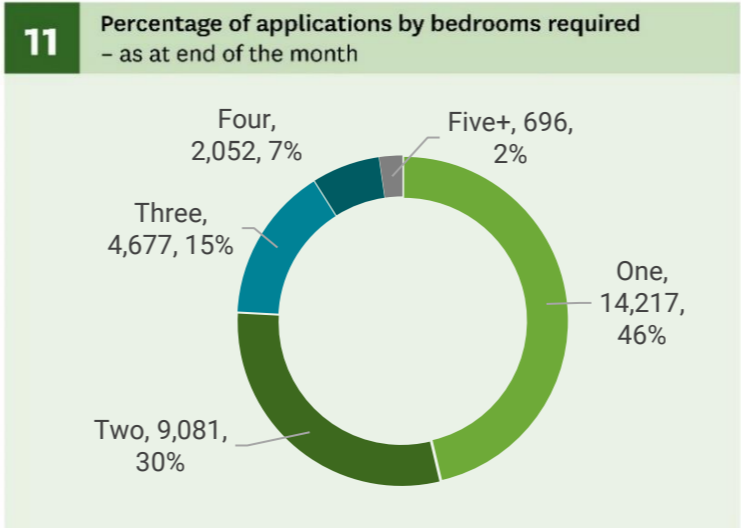
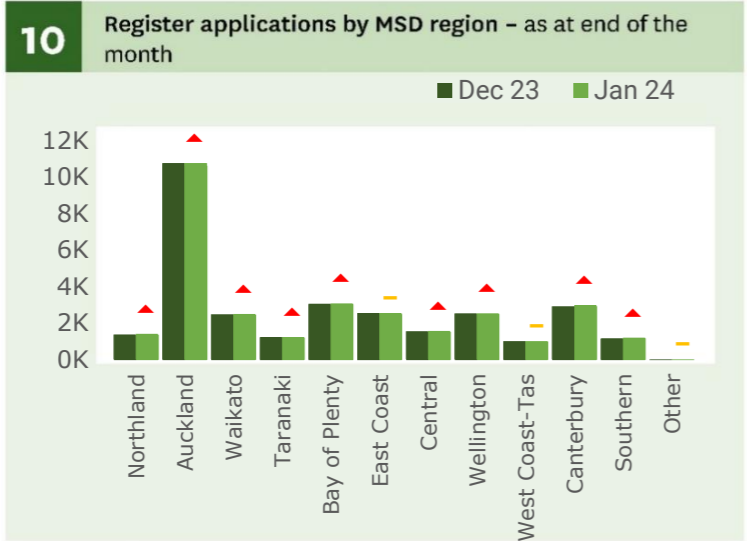
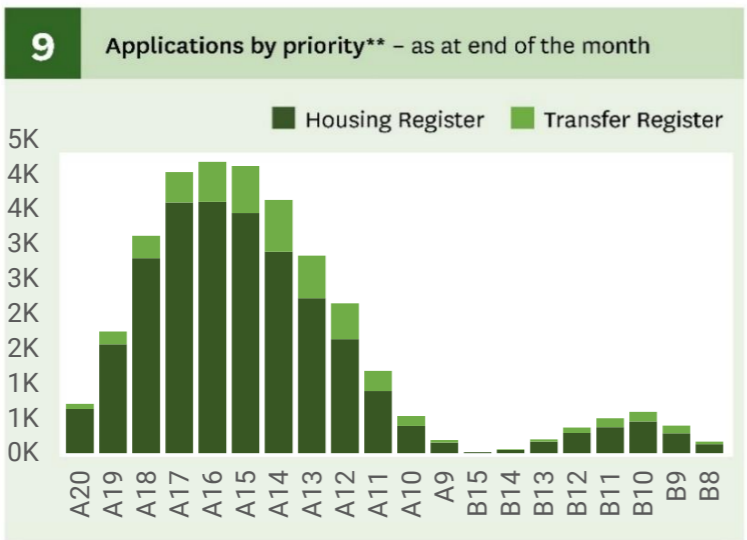
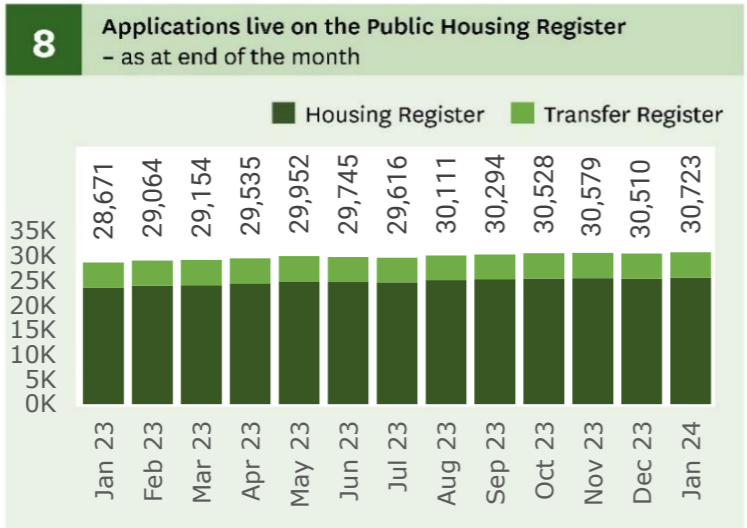
186 fewer than last month

\*People who already live in public housing, but have applied and are eligible to transfer to another property are placed on the Transfer Register.

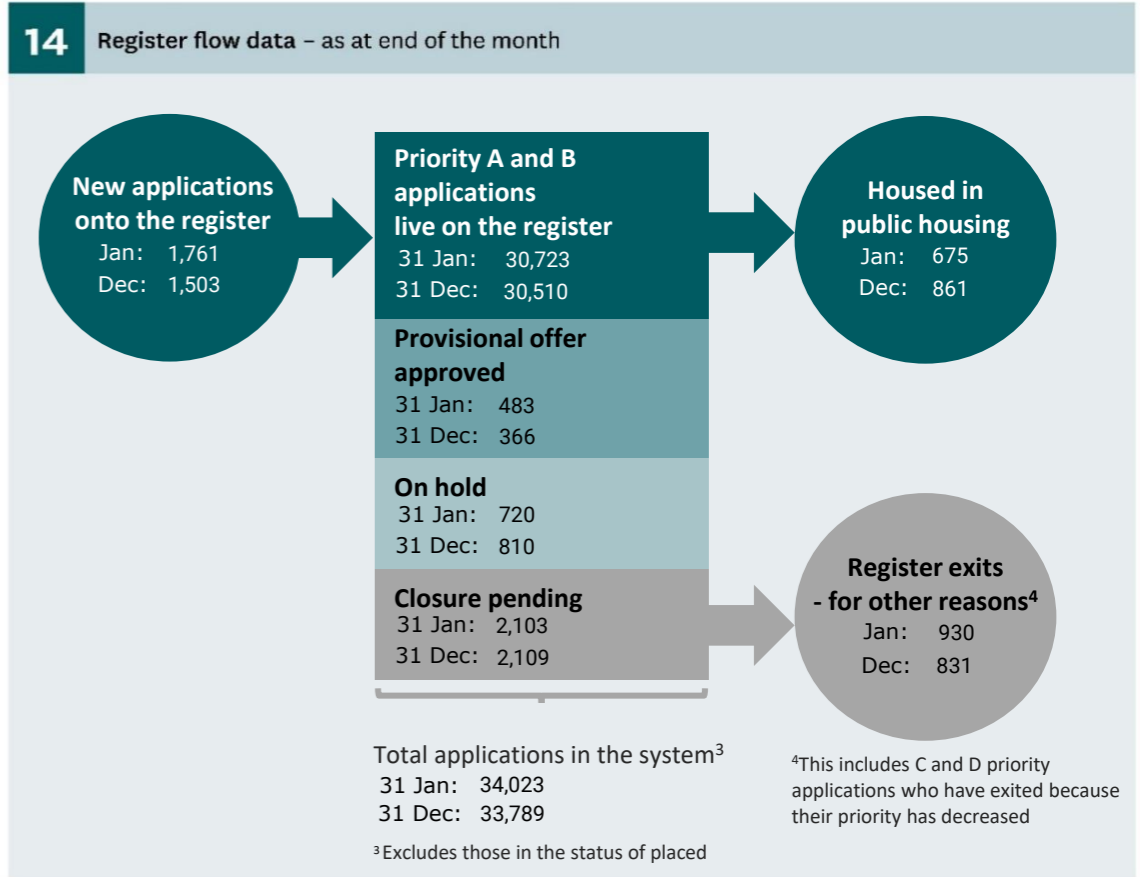
\*\*Graph 9 - Info on the SAS criteria used to determine eligibility and priority can be found here: [www.workandincome.govt.nz/map/social-housing/assessment-of-eligibility/index.html](http://www.workandincome.govt.nz/map/social-housing/assessment-of-eligibility/index.html)

Random Rounding has been applied to these figures. Figures in tables may not add up to the total due to random rounding.

## Public Housing Register numbers



## Public Housing Register flow



### Commentary

The number of Public Housing Register applications has increased by 213 (0.7 percent) to 30,723 at the end of January 2024.

This increase is potentially due to more new applications (up 258) and fewer applicants housed in Public Housing in January (down 186) compared to December 2023. In addition, the increase in Register numbers in January reflects a seasonal trend since 2018.

Of the 675 applicants who were housed, 320 (47 percent) were households with children, 73 fewer than December 2023.

<sup>3</sup>MSD reports total response ethnicity. This means if a person identifies with more than one ethnic group, they are counted in each applicable group and the sum of responses for all ethnic groups may exceed 100%. For more information [www.msd.govt.nz/about-msd-and-our-work/tools/how-we-report-ethnicity.html](http://www.msd.govt.nz/about-msd-and-our-work/tools/how-we-report-ethnicity.html). Note, MELAA refers to Middle Eastern, Latin American, and African.