

# Quarterly Working-Age Benefit Numbers – June 2017

① Unless otherwise noted: quarterly numbers presented in this document are as at the end of the quarter and clients reported on are working-age (i.e. 18–64 years).



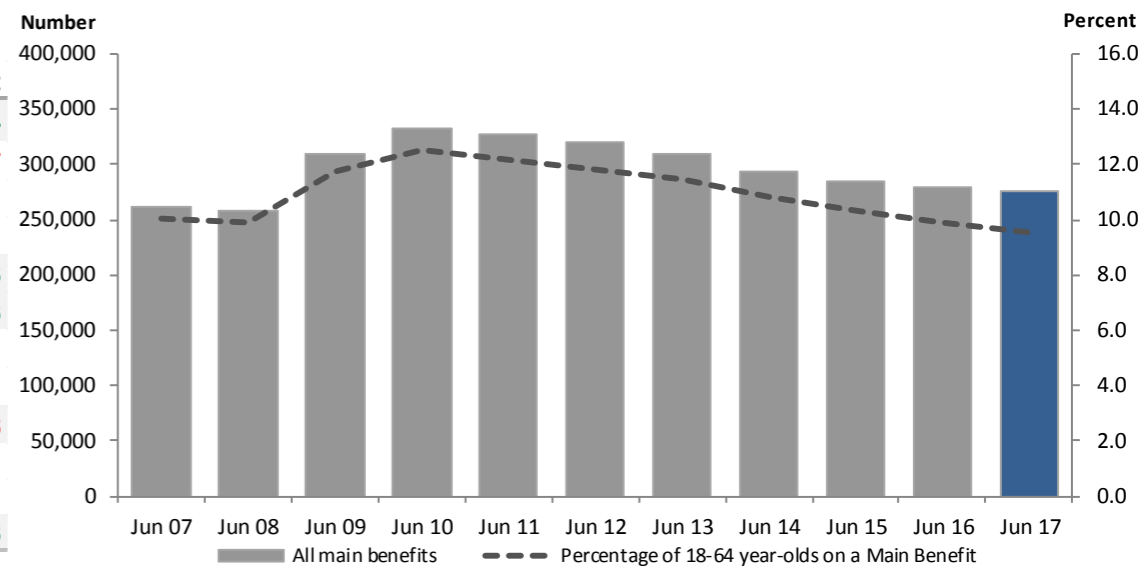
## Benefit summary

June 2017 compared to June 2016	
<b>All main benefits</b>	<b>276,331</b>
Compared to last year	-3,846 (-1.4%)
<b>Jobseeker Support</b>	<b>118,776</b>
Compared to last year	822 (0.7%)
<b>Sole Parent Support</b>	<b>60,631</b>
Compared to last year	-4,791 (-7.3%)
<b>Supported Living Payment</b>	<b>92,991</b>
Compared to last year	-252 (-0.3%)
<b>YP/YPP</b>	<b>1,649</b>
Compared to last year	666 (67.8%)
<b>Other main benefits</b>	<b>2,284</b>
Compared to last year	-291 (-11.3%)

## 1. Benefit categories and sub-categories

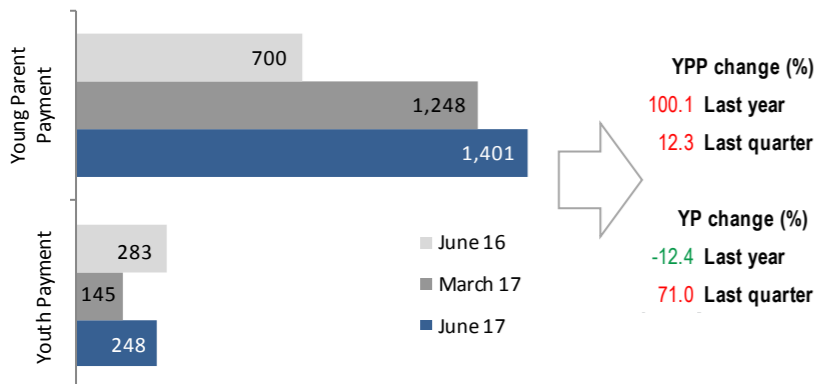
Benefit Category	Quarter			Quarterly change		Annual change	
	June 16	March 17	June 17	Number	Percent	Number	Percent
<b>All main benefits</b>	<b>280,177</b>	<b>278,236</b>	<b>276,331</b>	<b>-1,905</b>	<b>-0.7</b>	<b>-3,846</b>	<b>-1.4</b>
<b>Jobseeker Support (JS)</b>	<b>117,954</b>	<b>119,405</b>	<b>118,776</b>	<b>-629</b>	<b>-0.5</b>	<b>822</b>	<b>0.7</b>
Work Ready	64,265	63,945	63,029	-916	-1.4	-1,236	-1.9
Health Condition or Disability	53,689	55,460	55,747	287	0.5	2,058	3.8
<b>Sole Parent Support (SPS)</b>	<b>65,422</b>	<b>62,212</b>	<b>60,631</b>	<b>-1,581</b>	<b>-2.5</b>	<b>-4,791</b>	<b>-7.3</b>
<b>Supported Living Payment (SLP)</b>	<b>93,243</b>	<b>93,107</b>	<b>92,991</b>	<b>-116</b>	<b>-0.1</b>	<b>-252</b>	<b>-0.3</b>
Health Condition or Disability	84,609	84,417	84,331	-86	-0.1	-278	-0.3
Carers	8,634	8,690	8,660	-30	-0.3	26	0.3
<b>Youth Payment / Young Parent Payment</b>	<b>983</b>	<b>1,393</b>	<b>1,649</b>	<b>256</b>	<b>18.4</b>	<b>666</b>	<b>67.8</b>
Youth Payment (YP)	283	145	248	103	71.0	-35	-12.4
Young Parent Payment (YPP)	700	1,248	1,401	153	12.3	701	100.1
<b>Other main benefits</b>	<b>2,575</b>	<b>2,119</b>	<b>2,284</b>	<b>165</b>	<b>7.8</b>	<b>-291</b>	<b>-11.3</b>

## 2. Main benefits over time



## 3. Youth

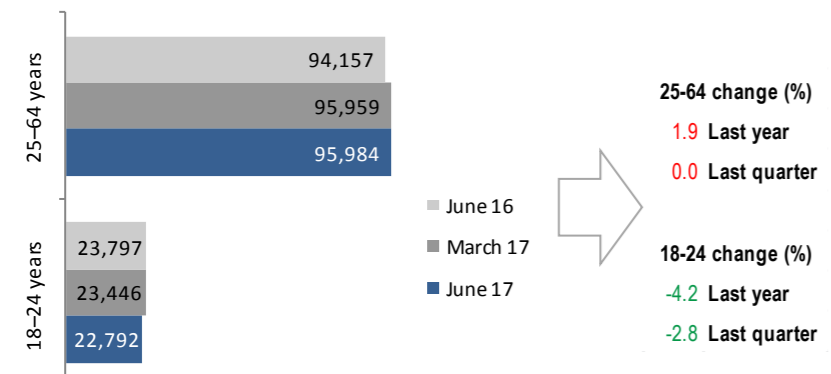
### 3.1 Youth Benefits (18 years and over)



**YPP change (%)**  
 100.1 Last year  
 12.3 Last quarter

**YP change (%)**  
 -12.4 Last year  
 71.0 Last quarter

### 3.2 Jobseeker Support by age-group

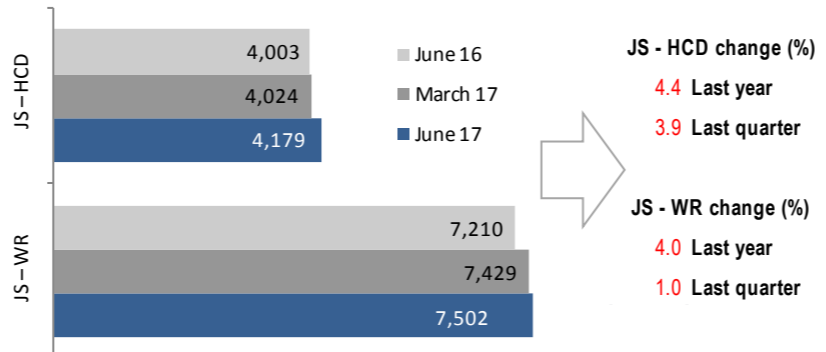


**25-64 change (%)**  
 1.9 Last year  
 0.0 Last quarter

**18-24 change (%)**  
 -4.2 Last year  
 -2.8 Last quarter

## 4. Sole parents

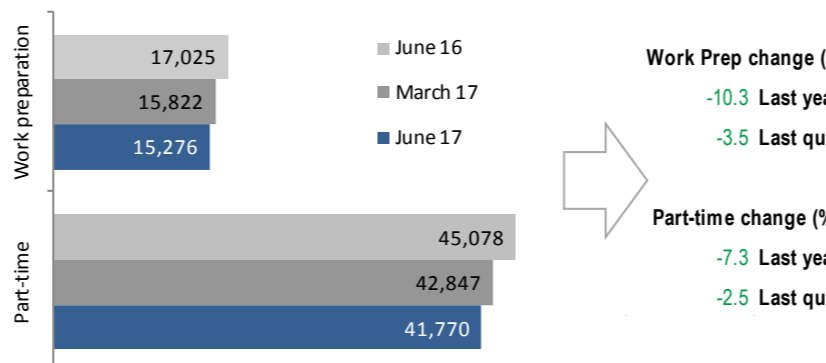
### 4.1 Sole parents receiving Jobseeker Support



**JS - HCD change (%)**  
 4.4 Last year  
 3.9 Last quarter

**JS - WR change (%)**  
 4.0 Last year  
 1.0 Last quarter

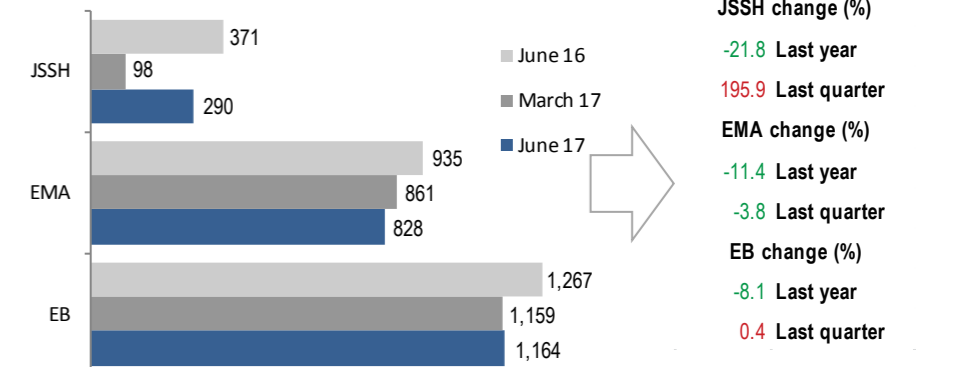
### 4.2 Sole Parent Support by work obligation



**Work Prep change (%)**  
 -10.3 Last year  
 -3.5 Last quarter

**Part-time change (%)**  
 -7.3 Last year  
 -2.5 Last quarter

## 6. Other main benefits

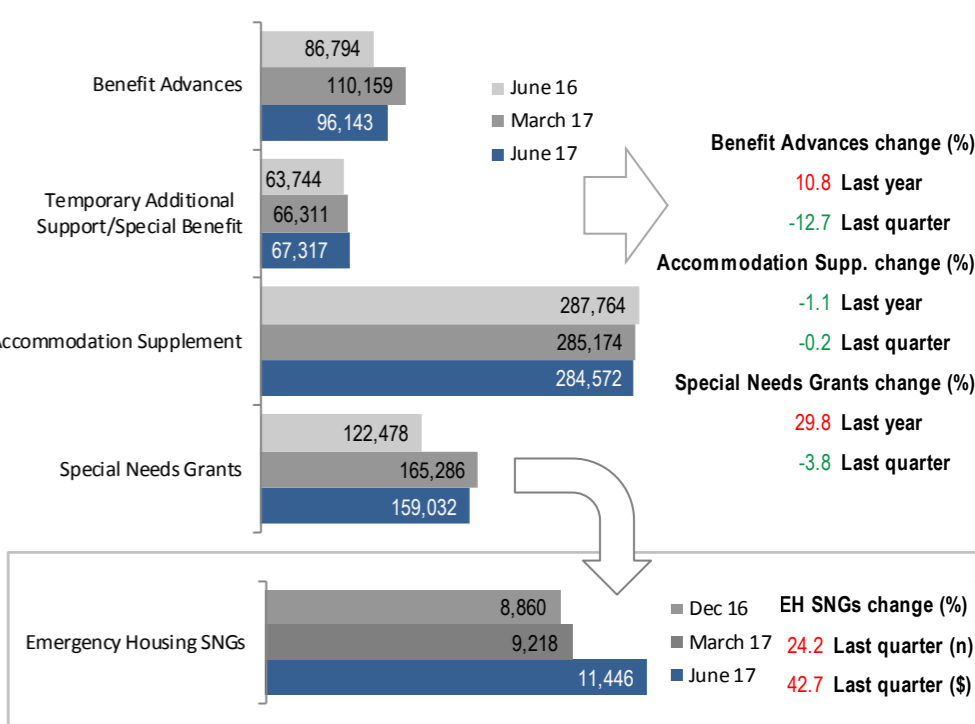


**JSSH change (%)**  
 -21.8 Last year  
 195.9 Last quarter

**EMA change (%)**  
 -11.4 Last year  
 -3.8 Last quarter

**EB change (%)**  
 -8.1 Last year  
 0.4 Last quarter

## 7. Supplementary benefits and hardship assistance



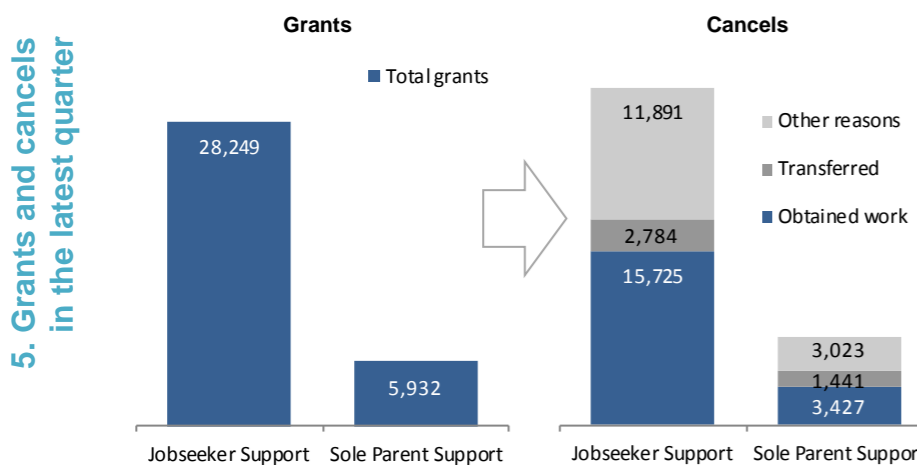
**Benefit Advances change (%)**  
 10.8 Last year  
 -12.7 Last quarter

**Accommodation Supp. change (%)**  
 -1.1 Last year  
 -0.2 Last quarter

**Special Needs Grants change (%)**  
 29.8 Last year  
 -3.8 Last quarter

**EH SNGs change (%)**  
 24.2 Last quarter (n)  
 42.7 Last quarter (\$)

## 5. Grants and cancels in the latest quarter



Difference between Cancels and Grants (%)	
JS	7.1
SPS	24.8
Proportion of Cancels that obtained work (%)	
JS	51.7
SPS	43.4
Proportion of Cancels that transferred to another benefit (%)	
JS	9.2
SPS	18.3

**① Main Benefits**  
 Jobseeker Support (JS)  
 Jobseeker Support – Work Ready (JS – WR)  
 Jobseeker Support – Health Condition or Disability (JS – HCD)  
 Sole Parent Support (SPS)  
 Supported Living Payment (SLP)  
 Health Condition or Disability (SLP – HCD)  
 Carers (SLP – Carers)  
 Supported Living Payment Overseas (SLP O)  
 Youth Payment (YP)  
 Young Parent Payment (YPP)  
 Jobseeker Support – Student Hardship (JSSH)  
 Emergency Maintenance Allowance (EMA)  
 Emergency Benefit (EB)  
 Widow's Benefit Overseas (WBO)  
 Sole Parent Support Overseas (SPSO)

① Section 7 numbers include all recipients receiving the assistance shown, not only working-age clients. Benefit Advances and Special Needs Grants are the sum of payments made over the three months of the quarter (i.e. they are not at the end of quarter).