

## 821 increase

in the number of working-age recipients of a main benefit, when comparing 29 May 2020 (352,042) with 22 May 2020 (351,221).

## 2,504 decrease

in the number of Special Needs Grants granted during the week ending 29 May 2020 (36,234), when compared with the week ending 22 May 2020 (38,738).

## 11.7 percent

of the estimated New Zealand working-age population received a main benefit as at 29 May 2020 (10.4 percent as at 3 January 2020).

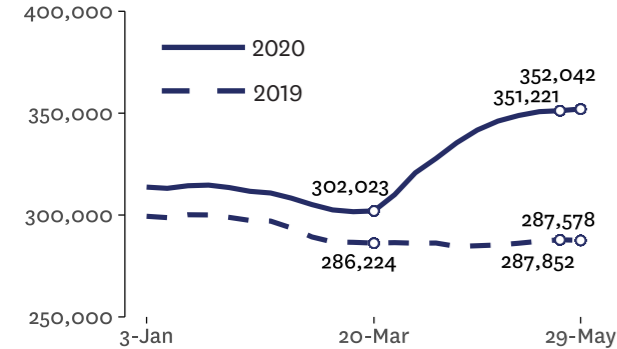
## 6.3 percent

of the estimated New Zealand working-age population received Jobseeker Support as at 29 May 2020 (4.9 percent as at 3 January 2020).

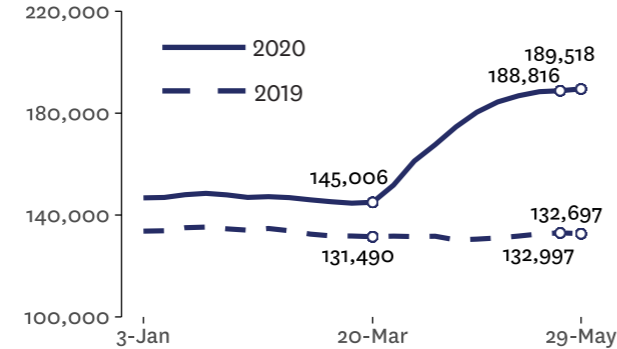
### Main benefits

Main benefit numbers are working-age, or those aged 18-64 years.

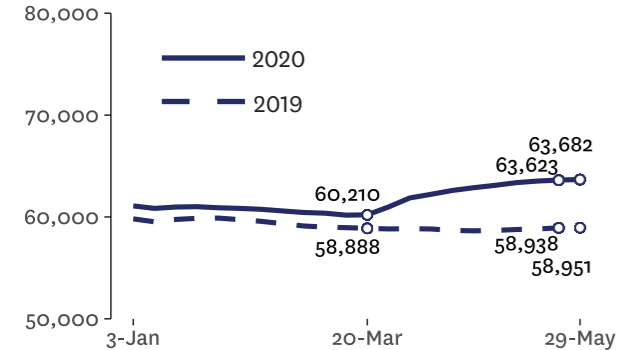
#### 1. Number of main benefit recipients



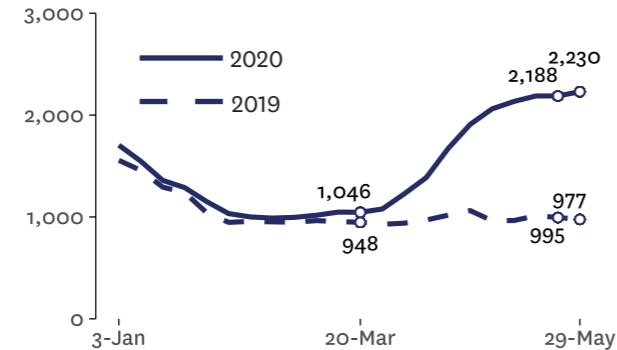
#### 2. Number of Jobseeker Support recipients



#### 3. Number of Sole Parent Support recipients

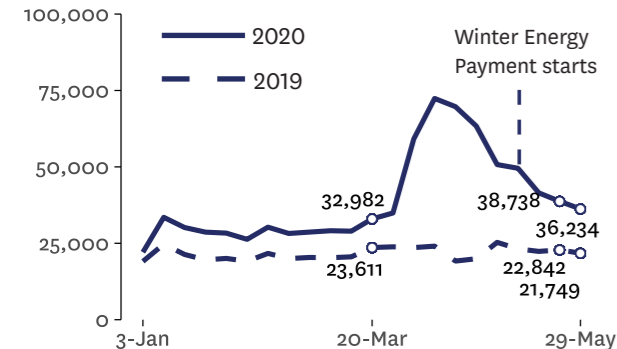


#### 4. Number of Emergency Benefit recipients

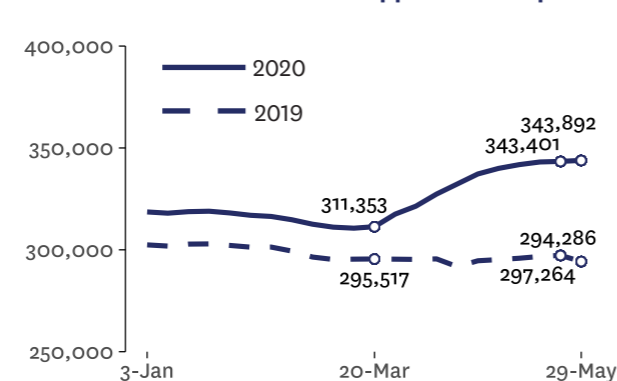


### Supplementary assistance and hardship assistance

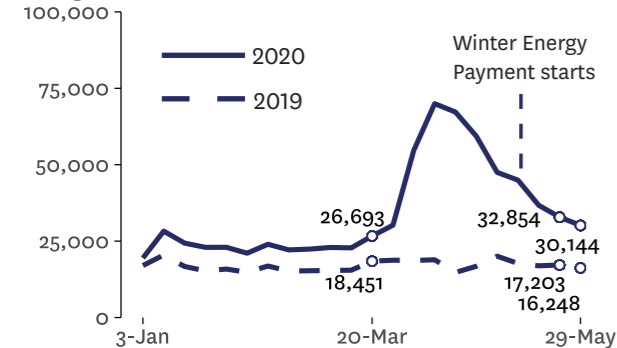
#### 6. Number of Special Needs Grants granted during each week



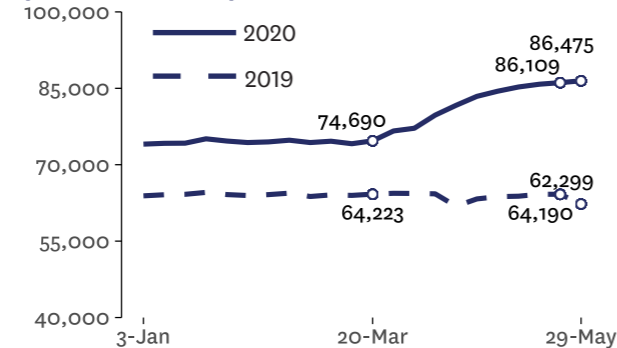
#### 7. Number of Accommodation Supplement recipients



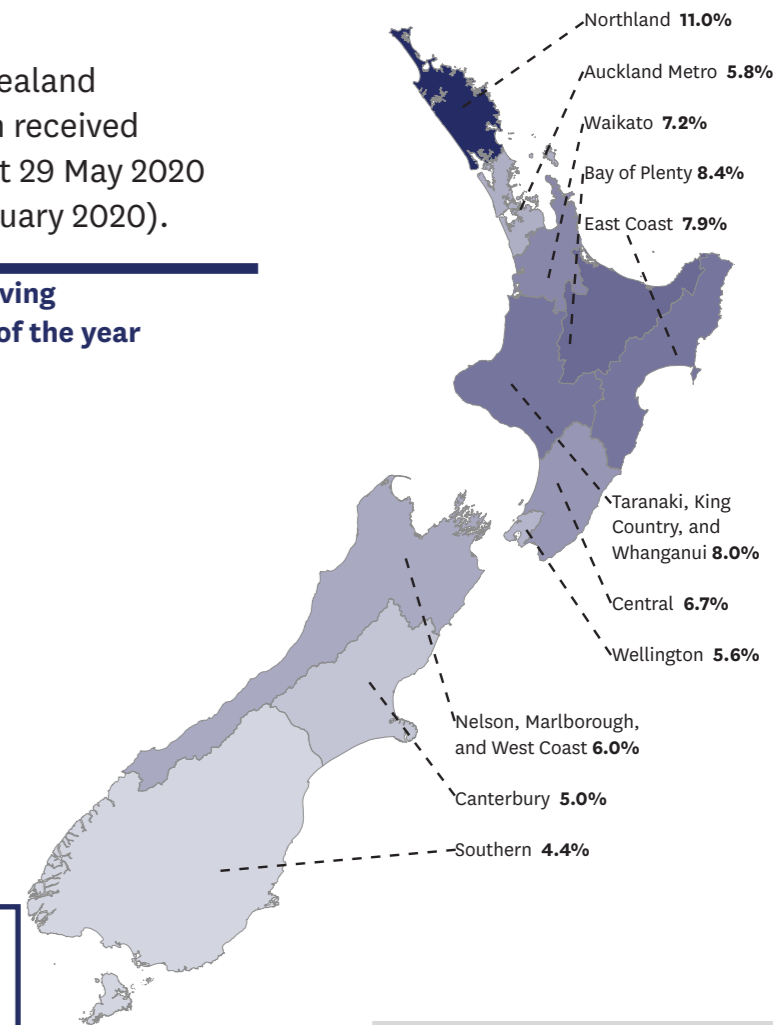
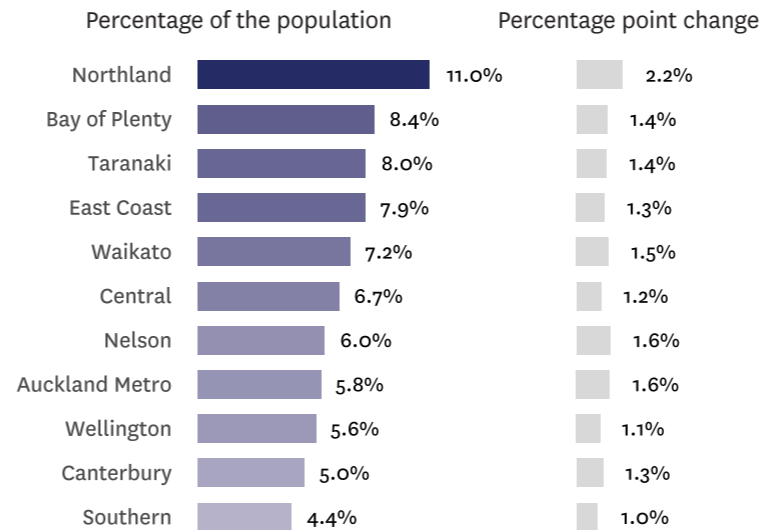
#### 8. Number of Special Needs Grants for food granted during each week



#### 9. Number of Temporary Additional Support and Special Benefit recipients



### 5. Percentage of the estimated New Zealand working-age population receiving Jobseeker Support, by Work and Income region, compared with the start of the year



### Wage Subsidy Repayment

#### 4,036 refunds

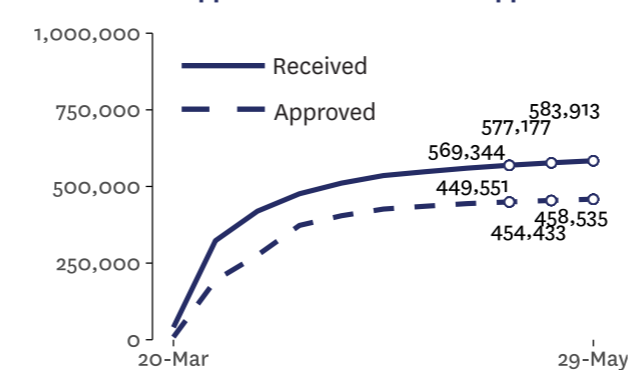
received as at 29 May 2020, an increase of 758 when compared to the week ending 22 May 2020.

#### \$136.4 million

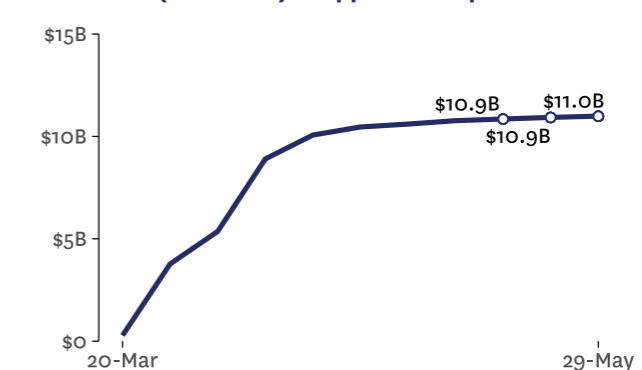
is the value of refunds received as at 29 May 2020, an increase of \$53.0 million when compared to the week ending 22 May 2020.

### Wage Subsidy and Leave Payments

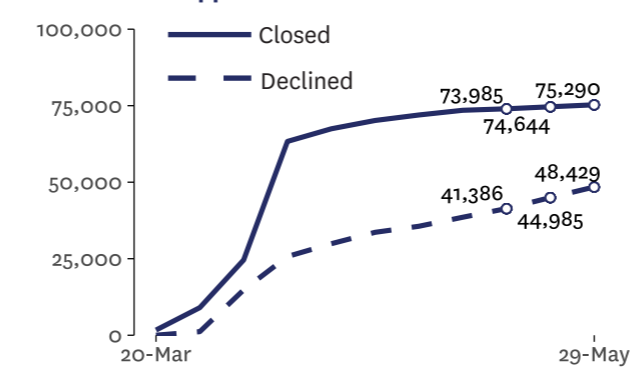
#### 10. Number of applications received and approved



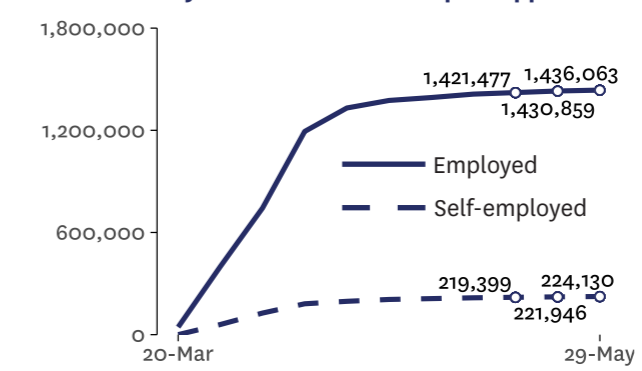
#### 11. Amount (in billions) of applications paid



#### 12. Number of applications closed and declined



#### 13. Number of jobs associated with a paid application



**Receipt** of main benefits or supplementary assistance are counts of the number of people who are in primary receipt.

**Hardship grants** are counts of grants, rather than clients. A client can receive multiple grants.

**Special Needs Grants (SNGs)** are the sum of grants during each week. SNGs also include SNGs for food.

**Wage Subsidy and Leave Payment data** are cumulative data, and sums data from the start of the Wage Subsidy (week ending 20 March 2020) and of the Leave Payment (week ending 1 May 2020).

**Total refunds** received will not equal the number of businesses who have made refunds, as some businesses may make multiple refunds.

For **population proportions**, the estimated resident New Zealand population aged 18-64 years is used as at the nearest June each year. Current estimates as at June 2019 are used in this document.

Administrative data reported on a **public holiday** may contain variations, due to manual actions not occurring on a public holiday.