

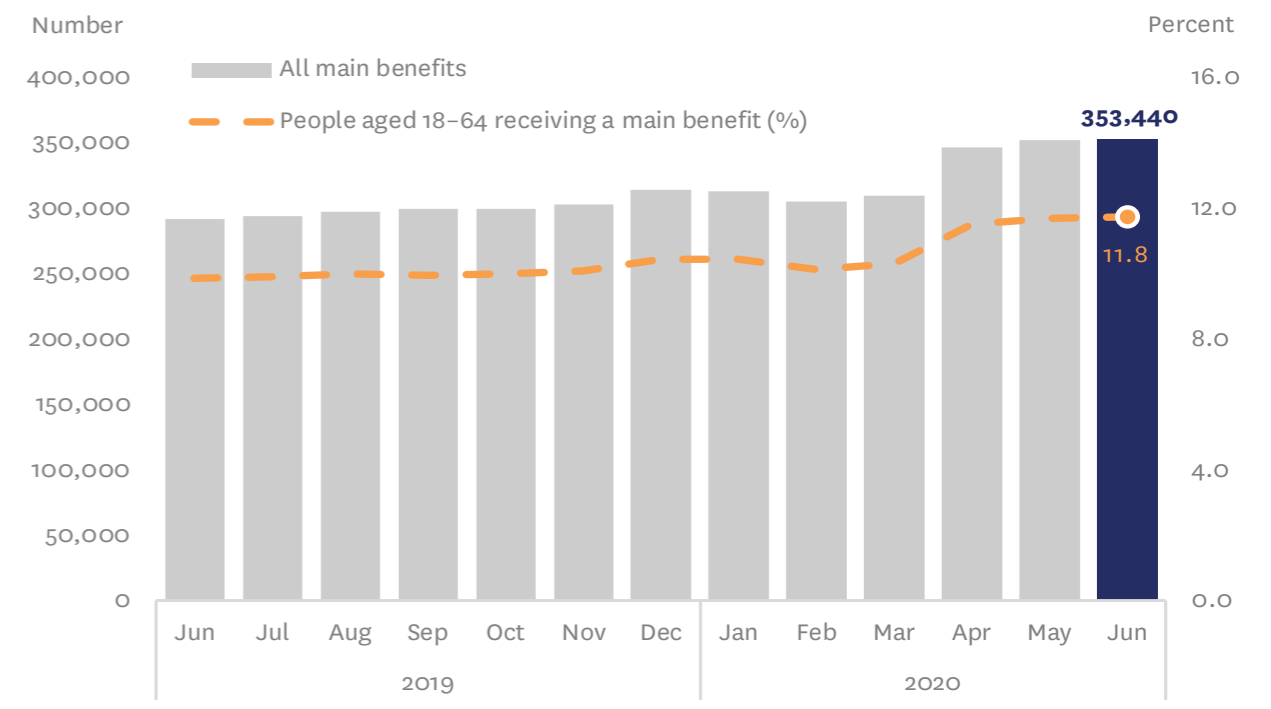
Monthly Benefits Update – June 2020

① Unless otherwise noted, monthly numbers presented in this document are as at the end of the month and clients reported on are working age (i.e. 18-64 years).

Main benefit categories and sub-categories

	June 20	May 20	Monthly change		Yearly change		Yearly trend
			Number	Percent	June 19	Number	
All main benefits	353,440	352,048	1,392	0.4	291,969	61,471	21.1
Jobseeker Support (JS)	190,456	189,519	937	0.5	136,233	54,223	39.8
Work Ready (JS – WR)	123,965	124,187	-222	-0.2	75,323	48,642	64.6
Health Condition and Disability (JS – HCD)	66,491	65,332	1,159	1.8	60,910	5,581	9.2
Sole Parent Support (SPS)	64,029	63,682	347	0.5	59,263	4,766	8.0
Supported Living Payment (SLP)	94,144	94,228	-84	-0.1	92,856	1,288	1.4
Health Condition and Disability (SLP – HCD)	85,234	85,317	-83	-0.1	84,266	968	1.1
Carers (SLP – Carers)	8,910	8,911	-1	0.0	8,590	320	3.7
Youth Payment/Young Parent Payment	1,464	1,437	27	1.9	1,543	-79	-5.1
Youth Payment (YP)	172	153	19	12.4	180	-8	-4.4
Young Parent Payment (YPP)	1,292	1,284	8	0.6	1,363	-71	-5.2
Other main benefits	3,347	3,182	165	5.2	2,074	1,273	61.4

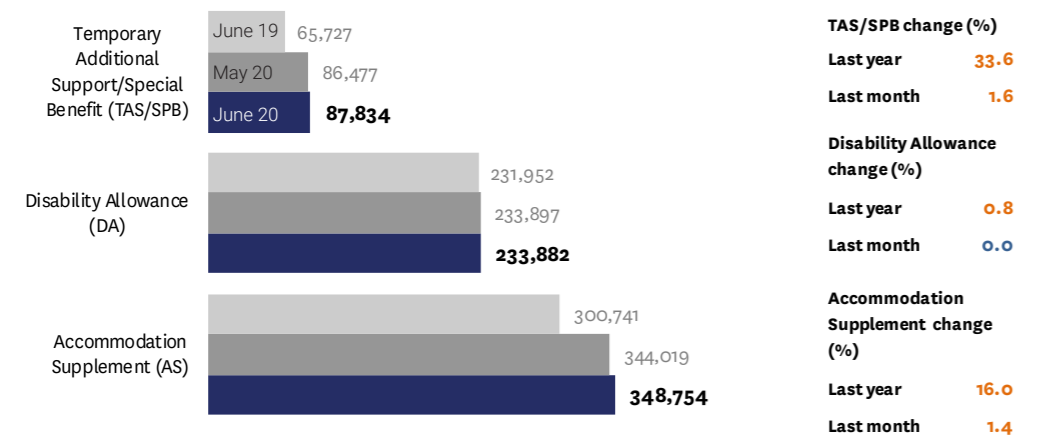
All main benefits, timeseries



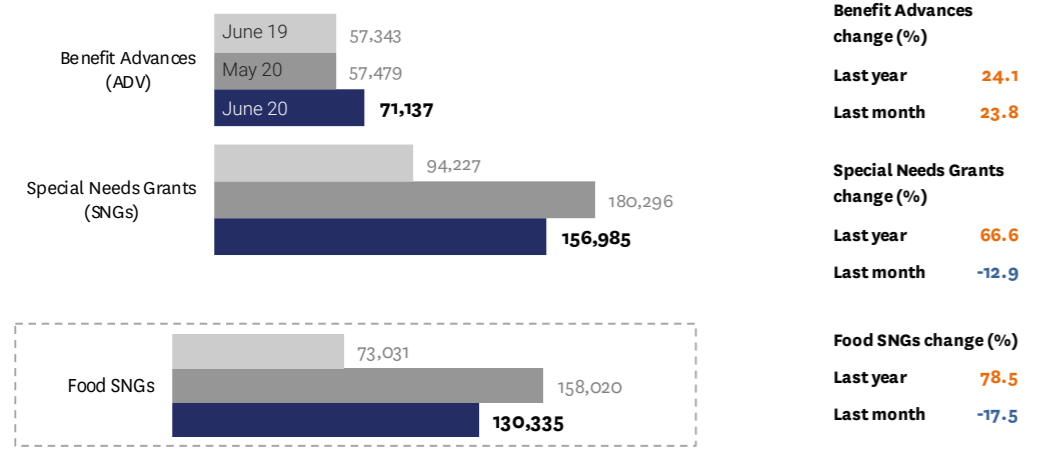
Supplementary benefits and hardship assistance

① Supplementary benefits and hardship assistance numbers include all clients of the assistance shown, not only working-age clients. Benefit Advances and Special Needs Grants (SNGs) are the sum of grants in the month. The sum of Special Needs Grants also includes Food SNGs.

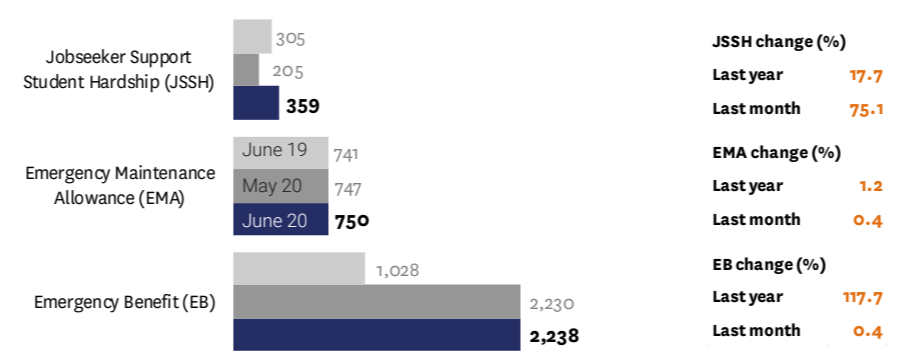
Supplementary benefits



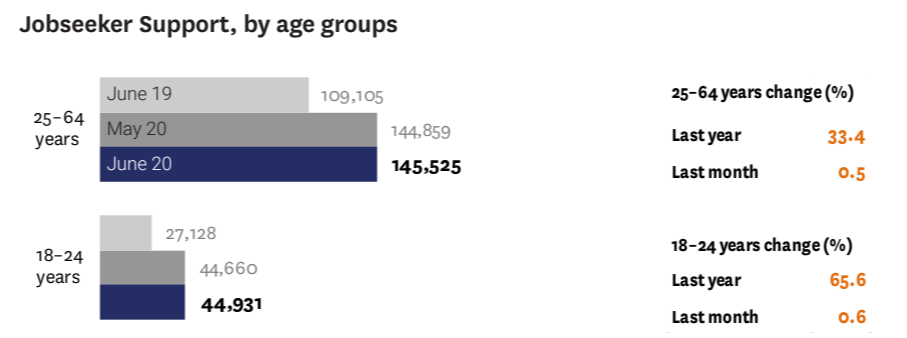
Hardship assistance



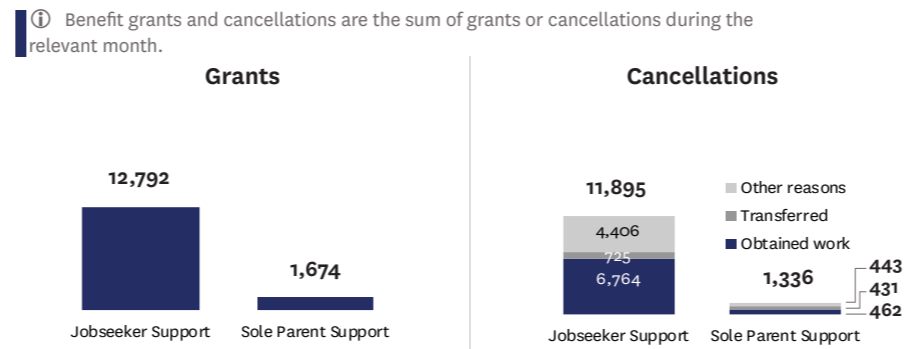
Other main benefits



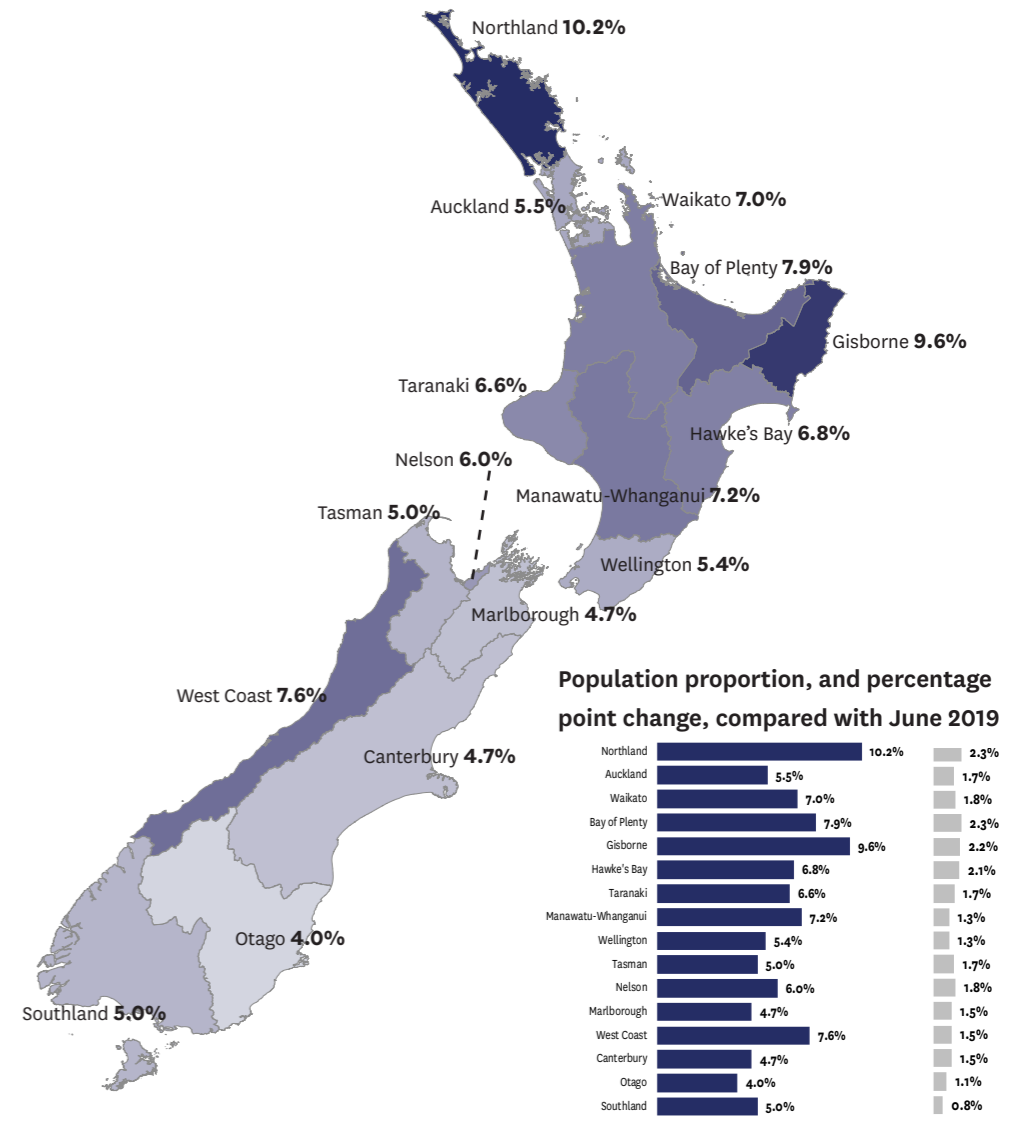
Youth



Grants and cancellations of benefits



Population proportion of 15-64 year olds receiving Jobseeker Support, by Regional Council



COVID-19 Income Support Payment (CIRP)

From 8 June 2020, people who lost their job between 1 March 2020 and 30 October 2020 can apply for CIRP. Numbers reported are of those eligible, aged 16 and older.

Between 8 and 30 June 2020

12,589 grants *
for CIRP granted during June 2020.

2,624 transfers ***
from Jobseeker Support to CIRP
occurred during June 2020.

Current recipients, as at the end of June 2020

10,579 recipients **
supported by CIRP.

2,352 recipients
transferred from Jobseeker
Support to CIRP.

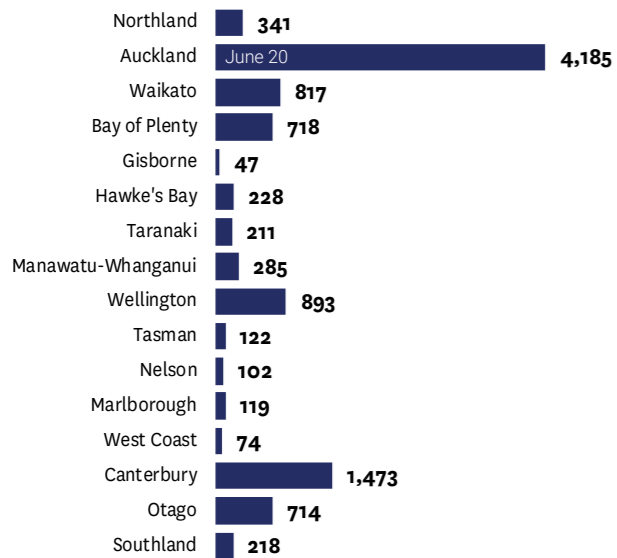
9,589 full-time **990 part-time**
recipients of CIRP.

* CIRP grants can subsequently be suspended or cancelled if the recipient gains employment or a grant was applied incorrectly. This means total grants over time will not add up to the number of CIRP recipients.

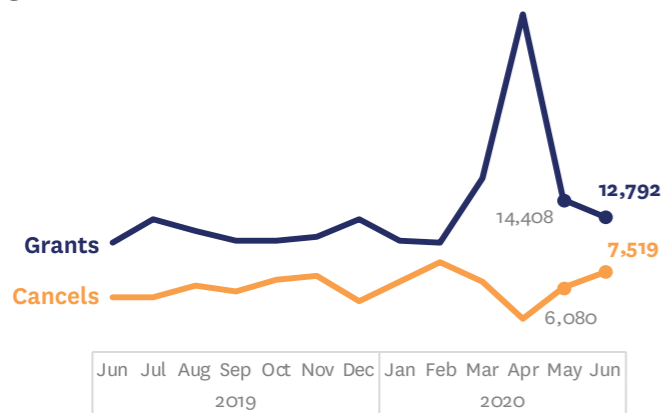
** CIRP recipients are counts of the total number of people receiving CIRP.

*** Transfers to CIRP from Jobseeker Support are cumulative counts of people granted CIRP, who were recently in receipt (or the partner of a primary recipient) of Jobseeker Support.

COVID-19 Income Support Payment, by Regional Council

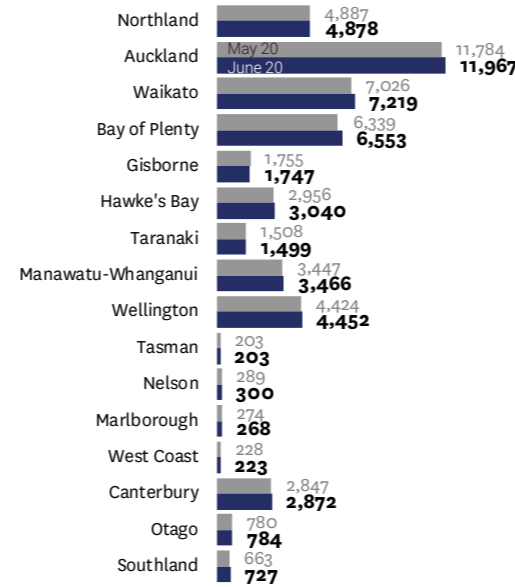


Benefit grants granted for Jobseeker Support, and benefit cancellations due to obtaining work, timeseries

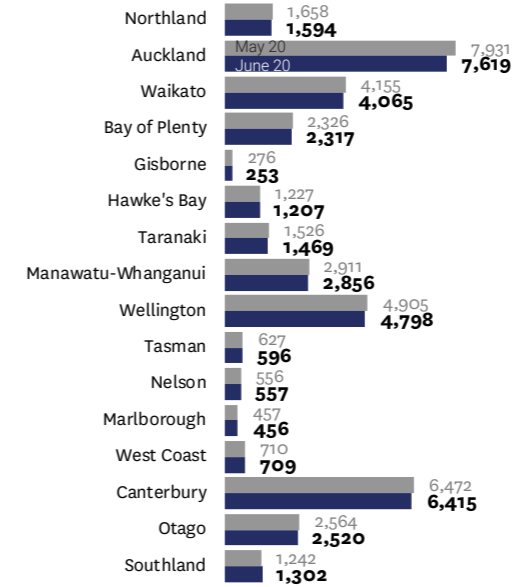


Jobseeker Support – Work Ready, by Regional Council and ethnicity

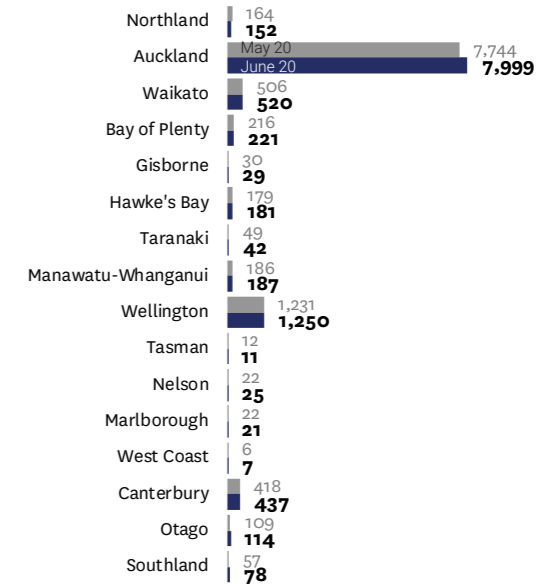
JS – WR by Regional Council - Māori



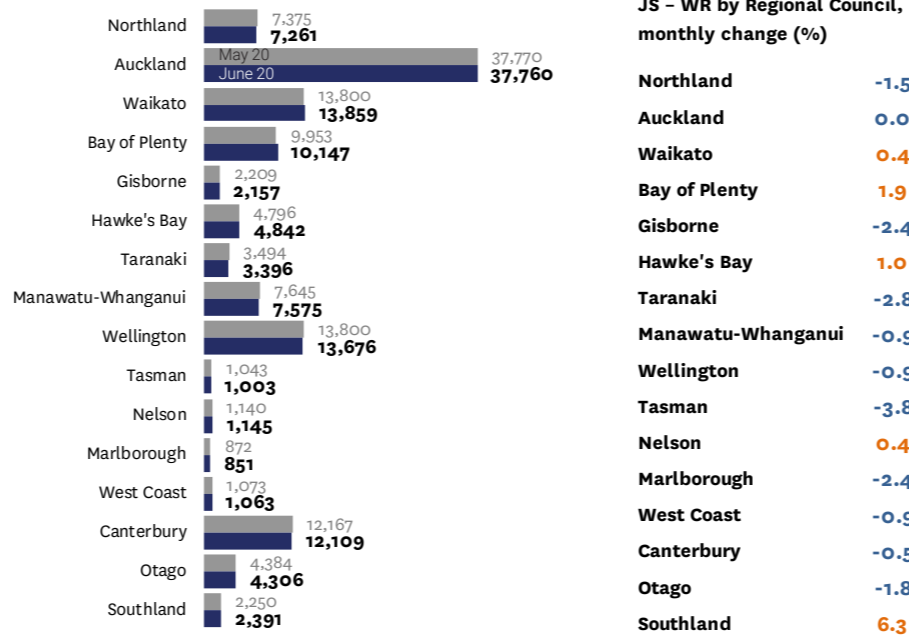
JS – WR by Regional Council - NZ European



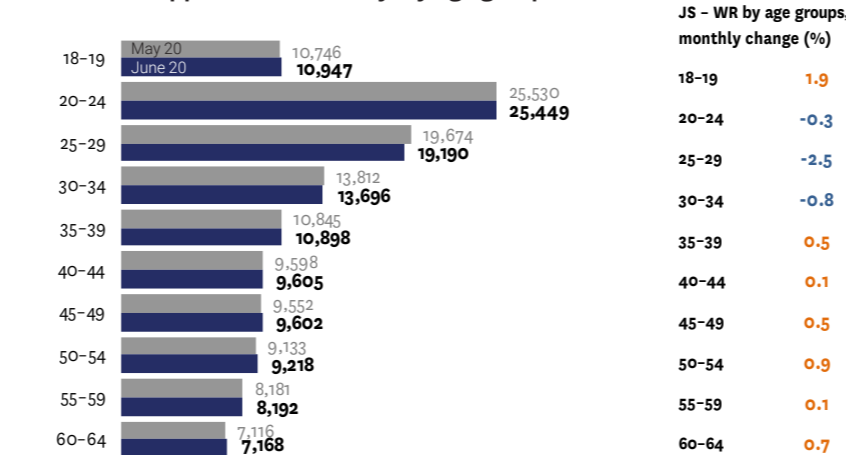
JS – WR by Regional Council - Pacific peoples



Jobseeker Support – Work Ready, by Regional Council

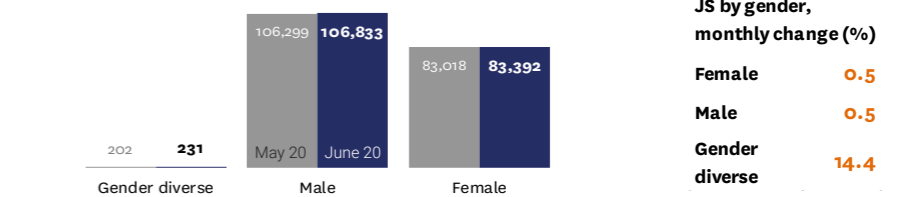


Jobseeker Support – Work Ready, by age groups

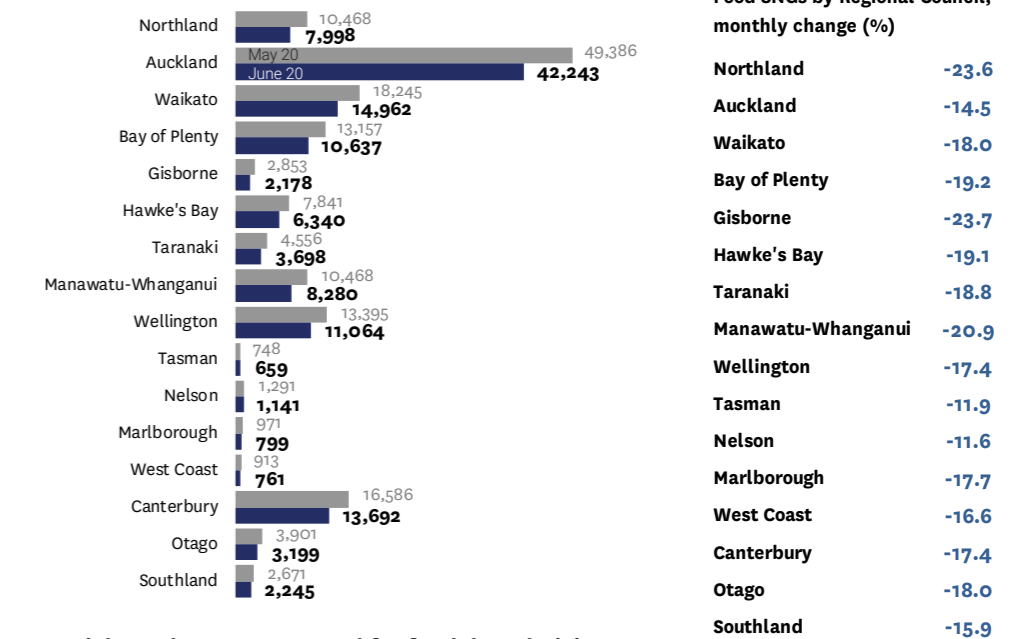


Jobseeker Support, by gender

From 2 December 2019, a "Gender diverse" option was made available for our clients to choose from. We expect the numbers in this category to increase over time.



Special Needs Grants granted for food, by Regional Council



Special Needs Grants granted for food, by ethnicity

