

Total working age main benefit population

# 352,500

# 70%

 ↑ 4%\*  
at least one dose

# 57%

 ↑ 6%\*

Fully vaccinated (two doses)

# 13%

 ↓ 2%\*  
first dose only

\* All percentage increases are between 16 Nov – 30 Nov'. Percentage increases shown in graph 1, 2, 3 and 4 are for 'at least one dose'.

\*\*Graph #1 – Ordered from largest to smallest benefit type.

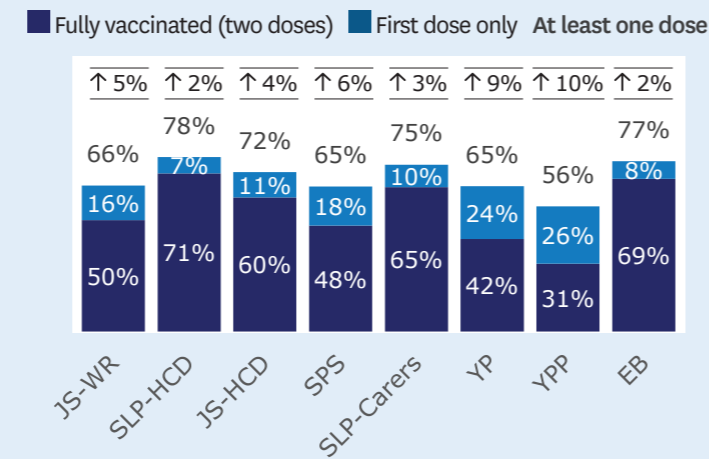
### Benefit breakdown

JS-WR = Jobseeker Support – Work Ready  
JS-HCD = Jobseeker Support – Health Conditions and Disability  
SLP-HCD = Supported Living Payment – Health Conditions and Disability  
SLP-Carers = Supported Living Payment – Carers  
YP = Youth Payment  
YPP = Young Parent Payment  
EB = Emergency Benefit  
SPS = Sole Parent Support

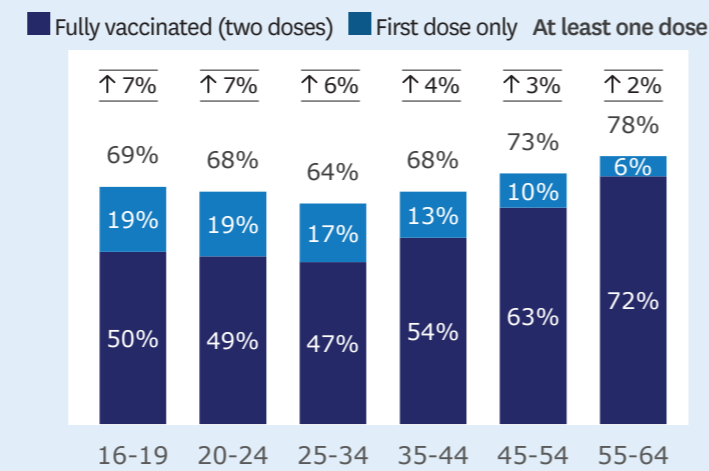
**Disclaimer:** These results are not official statistics. They have been created for research purposes from the Integrated Data Infrastructure (IDI) which is carefully managed by Stats NZ. For more information about the IDI please visit [www.stats.govt.nz/integrated-data](http://www.stats.govt.nz/integrated-data).

## Working age main benefit clients

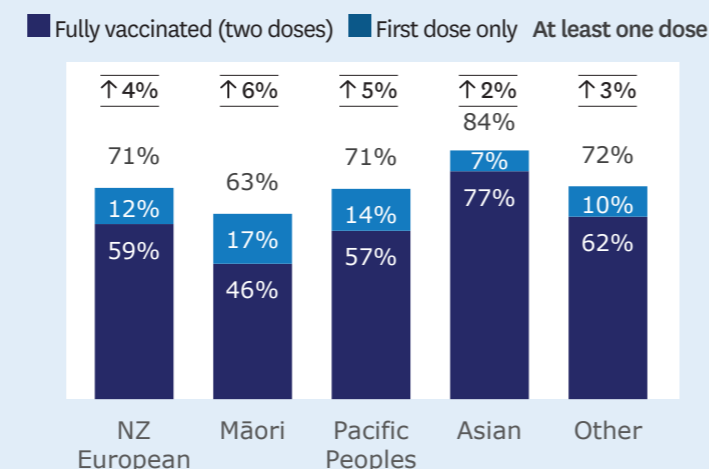
### 1 Benefit breakdown\*\*



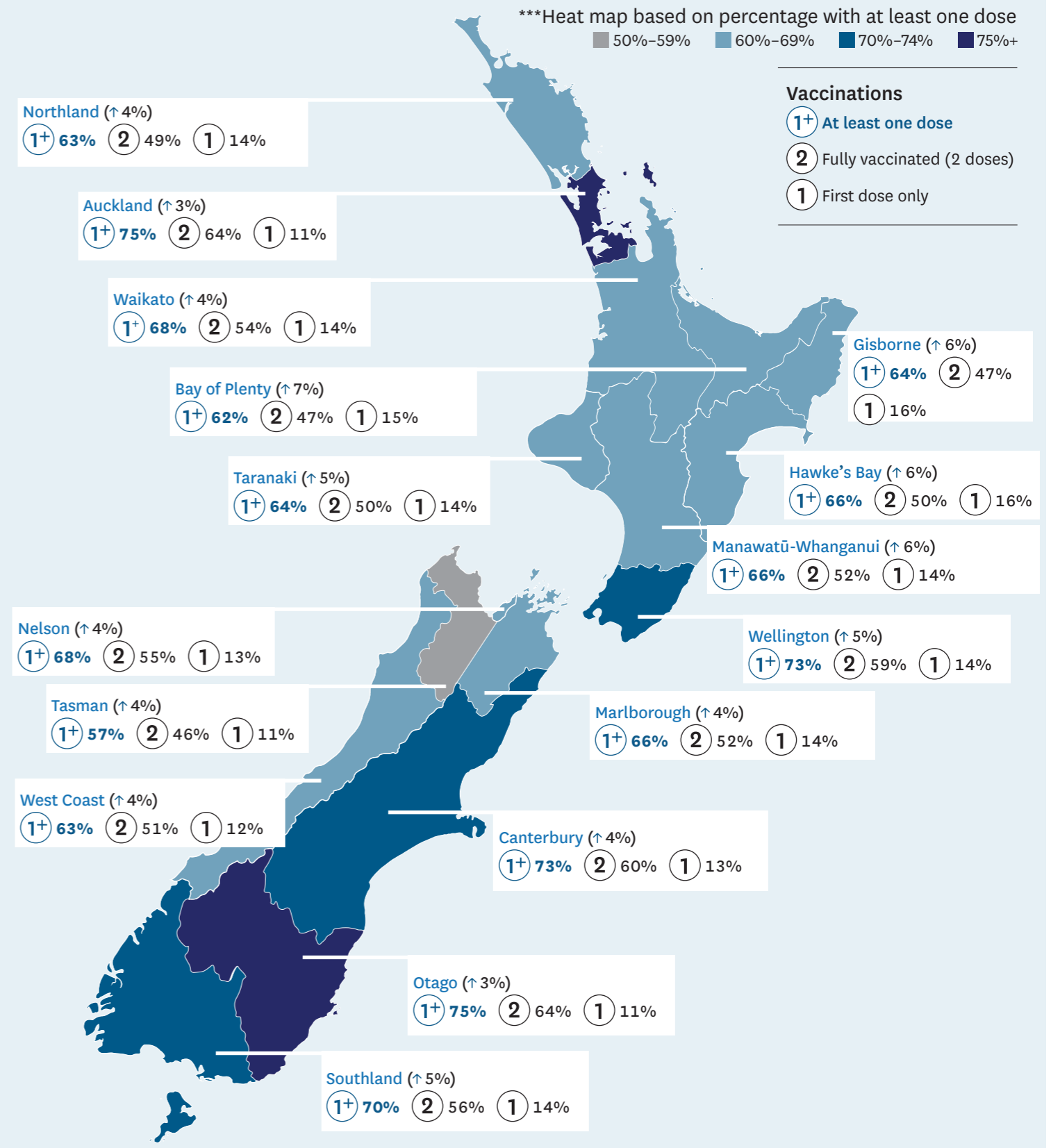
### 2 Age



### 3 Ethnicity (total response)



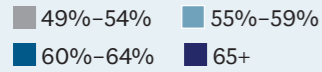
### 4 Total vaccination uptake by MSD region\*\*\*



## Working age Māori and Pacific Peoples main benefit clients

### 5 Total vaccination uptake by Māori and Pacific Peoples\*\*\*\*

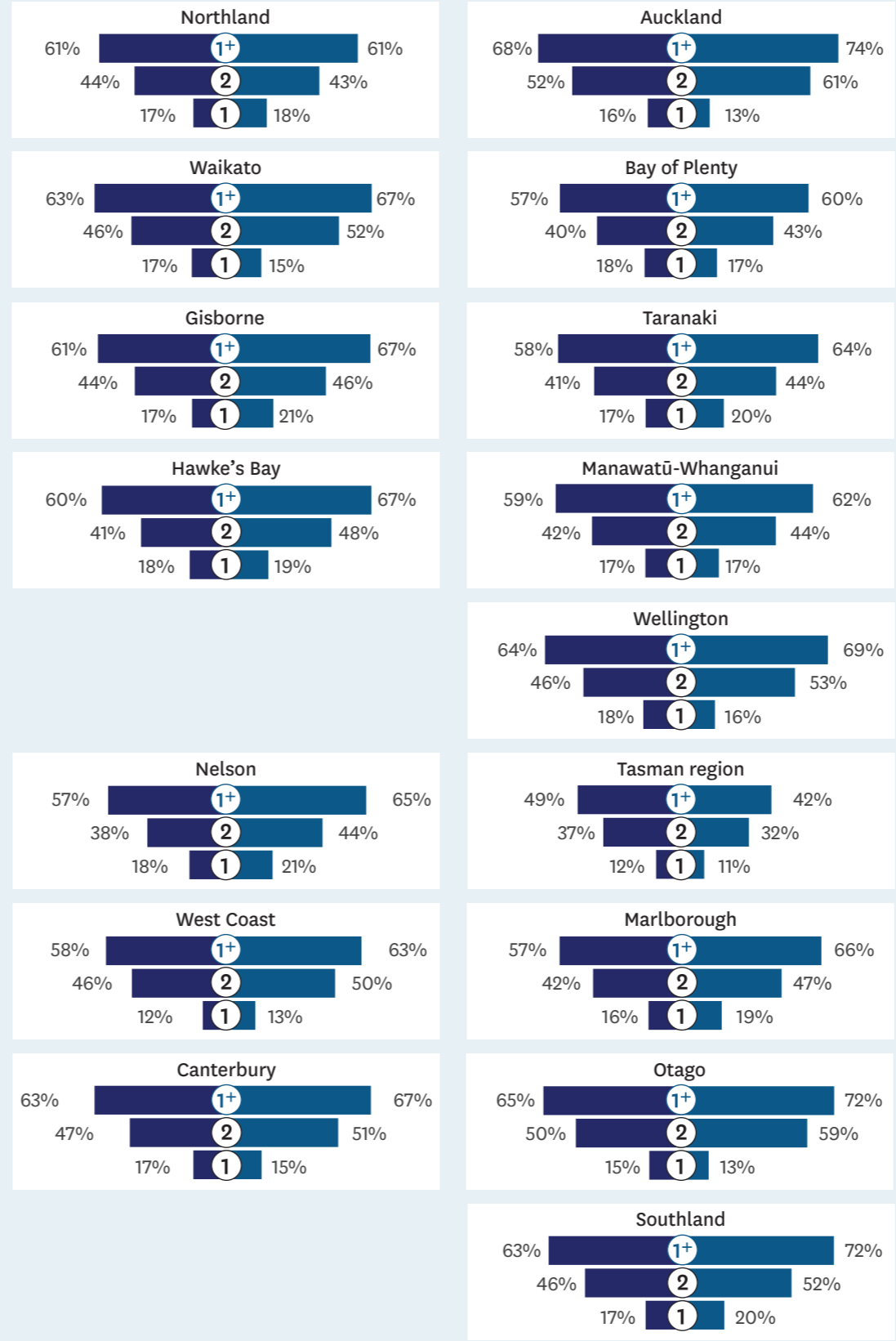
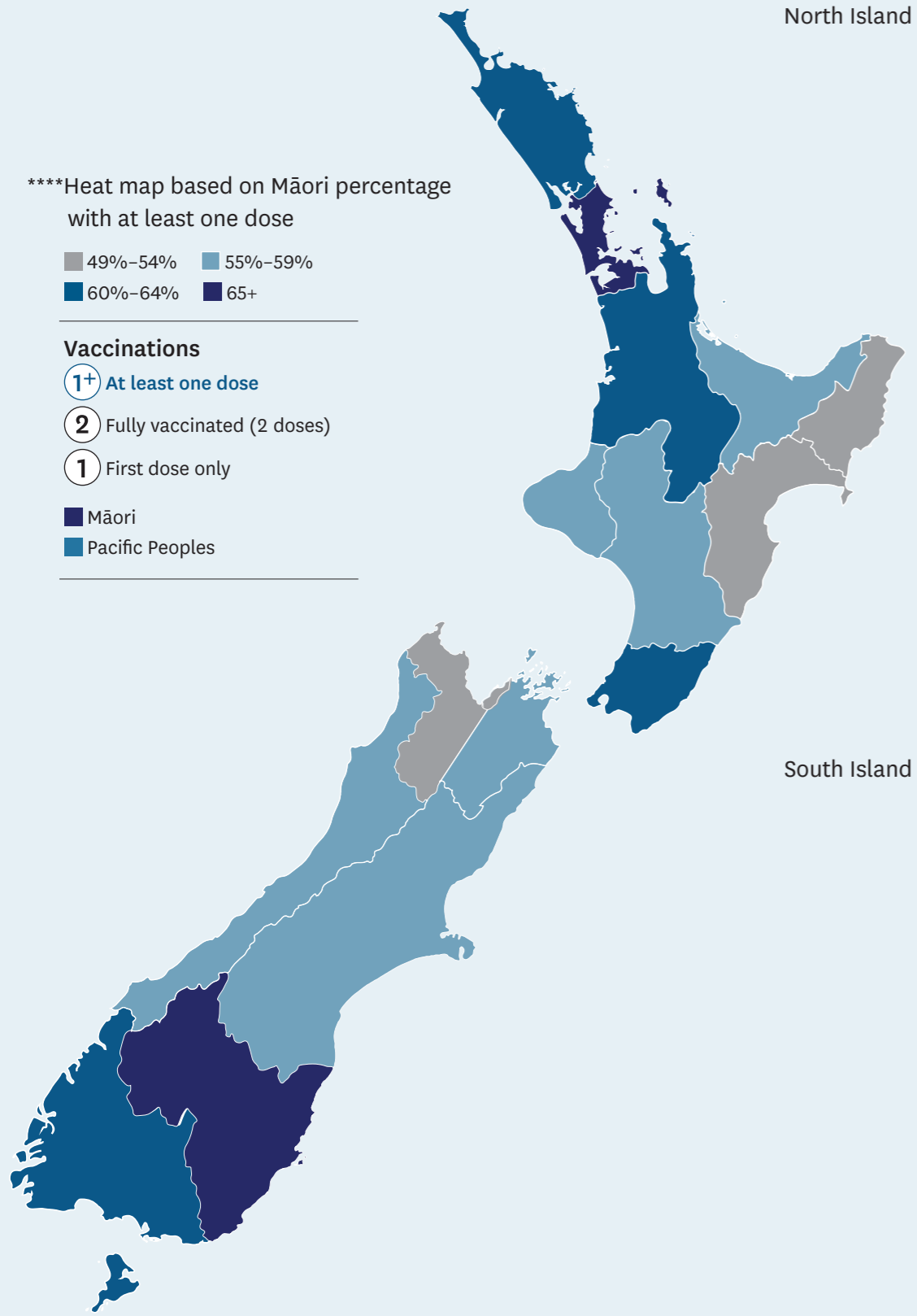
\*\*\*\*Heat map based on Māori percentage with at least one dose



#### Vaccinations

- 1+ At least one dose
- 2 Fully vaccinated (2 doses)
- 1 First dose only

- Māori
- Pacific Peoples



## Supp. benefits and hardship assistance clients

### Accommodation Supplement

**75%** ↑ 4%  
at least one dose

**64%** ↑ 6%  
Fully vaccinated (two doses)

**11%** ↓ -2%  
First dose only

### Emergency Housing Special Needs Grant

**59%** ↑ 7%  
at least one dose

**39%** ↑ 6%  
Fully vaccinated (two doses)

**20%** 0%  
First dose only

### Food Special Needs Grant

**64%** ↑ 6%  
at least one dose

**47%** ↑ 7%  
Fully vaccinated (two doses)

**17%** ↓ -1%  
First dose only

### Temporary additional support

**72%** ↑ 4%  
at least one dose

**60%** ↑ 6%  
Fully vaccinated (two doses)

**12%** ↓ -2%  
First dose only

### Benefit Advances

**65%** ↑ 6%  
at least one dose

**49%** ↑ 7%  
Fully vaccinated (two doses)

**16%** ↓ -1%  
First dose only